



GEBERIT

Geberit Parts Catalog

February 2014

**KNOW
HOW
INSTALLED**

Table of Contents

Geberit North America is part of the Geberit Group, a European market leader and global provider of sanitary technology. Located in Des Plaines, Illinois, Geberit North America provides concealed tank and carrier systems for wall-hung and floor-mounted toilets and fixtures. Geberit systems improve the look of any bathroom by hiding the unsightly toilet tank. Replacing a standard tank and toilet with the Geberit system results in more usable space, improved hygiene and better accessibility. The unique dual-flush valve saves water and is practically maintenance free. Monolith is Geberit's newest product – a unique alternative to the traditional floor-mounted toilet and tank. Geberit also offers cable-controlled bath waste and overflows in a variety of designer finishes. Critical working parts are outside the waterway, ensuring years of trouble-free operation.

For more information, contact your Geberit sales representative, call 800/566-2100 or go to [→geberit.us](https://www.geberit.us).

For discontinued products go to [→ geberit.us](https://www.geberit.us).

Geberit Installation Systems

Page 3

Systems for Wall-Hung Toilets

Replacement Parts for Duofix Carrier with Sigma Concealed Tank, 2x6 Installations - Models 111.335.00.5 and 111.335.00.6	4-5
Replacement Parts for Duofix Carrier with Sigma Concealed Tank, 2x4 Installations - Model 111.728.00.1	6-7
Replacement Parts for Duofix Carrier with Kappa Concealed Tank, Pre-Wall Installations - Model 111.255.00.1	8-9

System for Wall-Hung Urinals

Replacement Parts for Duofix Carrier - Model 111.625.00.1	10-11
---	-------

Systems for Wall-Hung Bidets

Replacement Parts for Duofix Carrier - Models 111.520.00.1 and 111.524.00.1	12-13
---	-------

Systems for Wall-Hung Lavatories

Replacement Parts for Duofix Carrier Models 111.434.00.1 and 111.490.00.1	14-15
---	-------

Flush Plate and Push Button Actuators

Actuators for Sigma Concealed Tanks, 2x6 Installations	16
Actuators for Sigma Concealed Tanks, 2x4 Installations	17
Actuators for Kappa Concealed Tanks, Pre-Wall Installations	18
Actuators for Urinals	18
Replacement Parts for Actuators	19-30

Geberit Flushing System

31

Systems for Floor-Mount, Back Outlet Washdown Toilets

Replacement Parts for Geberit Sigma Concealed Tank	32-33
--	-------

Flushing and Filling Valves

Replacement Parts for Filling Valves Type 380 and Type 360	34
Replacement Parts for Flushing Valves Type 280 and Type 250	35

Geberit Monolith

System for Floor-Mounted Back-Outlet Toilets

Replacement Parts for Geberit Monolith	36-37
--	-------

System for Wall-Hung Toilets

Replacement Parts for Geberit Monolith	38-39
--	-------

Geberit Bath Waste & Overflow Systems

40

Geberit TurnControl, PushControl and Cascading Tub Filler Bath Waste and Overflow Systems

Replacement Parts for Geberit Bath Waste and Overflow System	41-42
--	-------

Note for customers in Canada: To inquire about Geberit Bath Waste & Overflow Systems, contact Dobbin Sales at 905.264.5465 or info@dobbinsales.com. For all other Geberit products, go to our Locator at [geberit.us](https://www.geberit.us).

Appendix

43-44

Limited Warranty

45

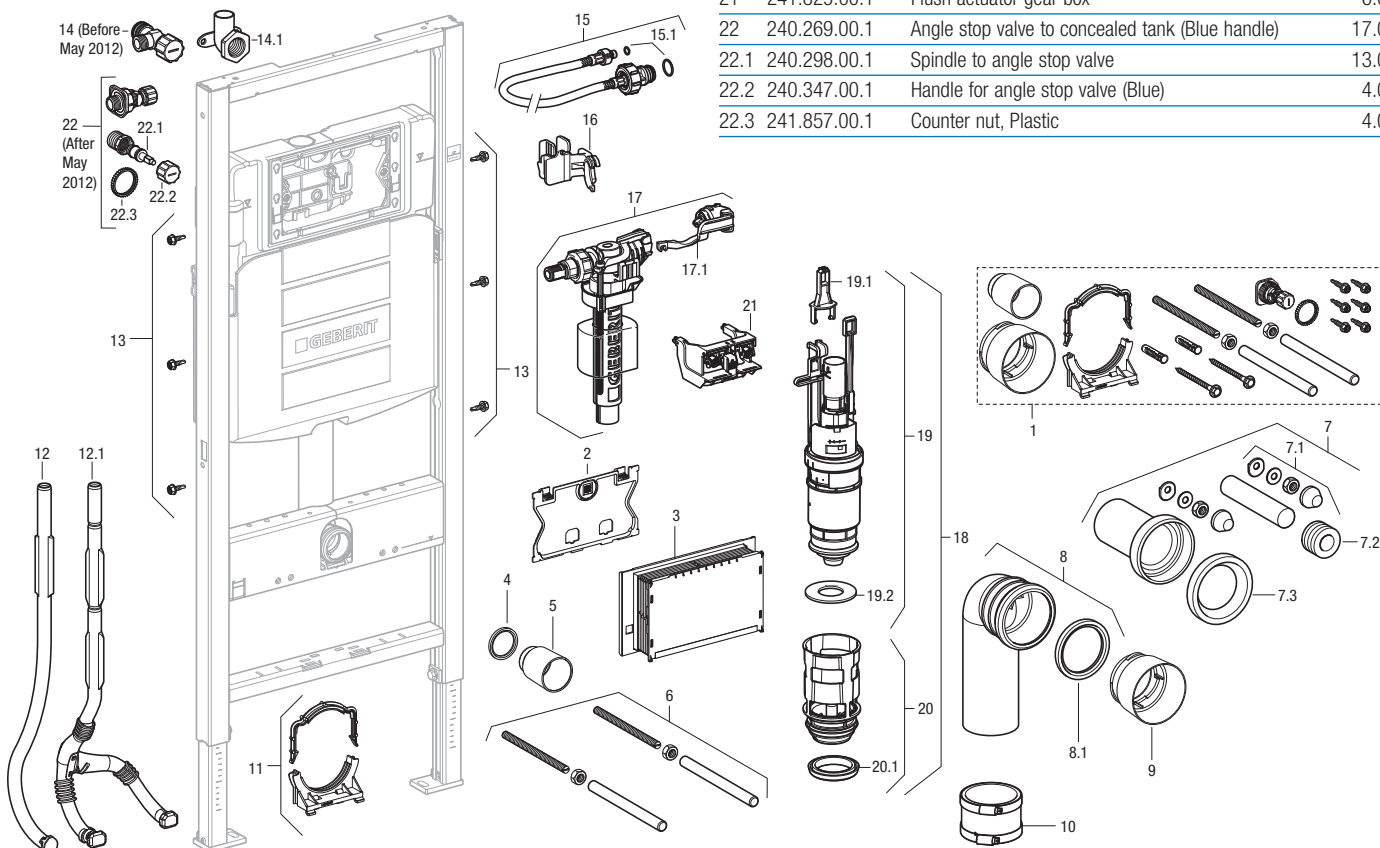


Systems for Wall-Hung Toilets, 2x6 Installations

Replacement Parts for Geberit Duofix Carriers 111.335.00.5 and 111.335.00.6


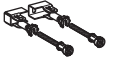

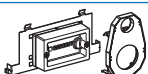
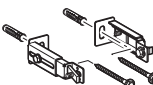
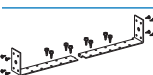

Item No.	Model No.	Description	List Price
1	242.314.00.1	Materials for concealed carrier and tank installation	\$39.00
2	242.315.00.1	Splash guard protection cover for Sigma concealed tank	6.00
3	241.826.00.1	Mud guard protection housing for Sigma concealed tanks 2x6 and 2x4, Plastic	11.00
4	362.771.00.1	Seal for concealed flush pipe, EPDM	2.00
5	362.796.92.1	Protection plug, Plastic	5.00
6	240.189.00.1	Threaded rod for wall-mounted toilet or bidet installation	4.00
7	152.404.46.1	Connector set with mounting hardware (bowl installation kit), HDPE; Matte Chrome cover caps	39.00
7.1	217.713.46.1	Cover caps with leveling washer, Plastic, Matte Chrome	5.00
7.2	119.668.00.1	Seal for supply inlet tube, EPDM	2.00
7.3	152.424.00.1	Seal for toilet outlet connector, EPDM	3.00
8	366.061.16.1	HDPE waste fitting outlet bend, 1 x 90° bend with socket for Ø3.50" (Ø90 mm) push fit piping and Ø3.50" (Ø90 mm) outlet	20.00
8.1	387.282.00.1	Seal for outlet bends, EPDM	5.00
9	366.820.92.1	Protection plug, Plastic	4.00
10	240.782.00.1	Flexible Coupling for pipes	62.00
11	242.012.00.1	Outlet pipe bracket (complete)	4.00

Item No.	Model No.	Description	List Price
12	242.010.00.1	Conduit pipe for shower toilet water supply with Sigma concealed tank 2x6 (from 2008 to 2013)	\$5.00
12.1	242.886.00.1	Conduit pipe for shower toilet water supply with Sigma concealed tank 2x6 or Kappa concealed tank (from 2013 on)	10.00
13	111.892.00.1	Frame mounting screws for steel stud construction, Galvanized; self-tapping	4.00
14	240.853.00.1	Supply angle Stop (black handle)	14.00
14.1	240.851.00.1	Drop Ear Elbow, Copper	11.00
15	240.921.00.1	Connection hose for Sigma concealed tank, 3/8"	14.00
15.1	240.922.00.1	Seal kit for braided hose, EPDM O-Ring	9.00
16	240.923.00.1	Fixation clip for filling valve	6.00
17	241.469.00.1	Filling valve Type 380 for Sigma and Kappa concealed tanks	24.00
17.1	240.771.00.1	Seal kit for filling valve Type 380	11.00
18	241.858.00.1	Dual-flush valve complete with valve seat basket	21.00
19	240.622.00.1	Dual-flush valve for Sigma concealed tank	12.00
19.1	241.167.00.1	Yoke set for flush valves	9.00
19.2	816.418.00.1	Flat gasket for flush valve	2.00
20	241.859.00.1	Valve seat basket and noise bushing for flush valve	10.00
20.1	241.868.00.1	U-cup seal for valve basket	2.00
21	241.829.00.1	Flush actuator gear box	6.00
22	240.269.00.1	Angle stop valve to concealed tank (Blue handle)	17.00
22.1	240.298.00.1	Spindle to angle stop valve	13.00
22.2	240.347.00.1	Handle for angle stop valve (Blue)	4.00
22.3	241.857.00.1	Counter nut, Plastic	4.00





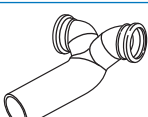
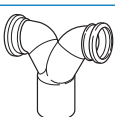


Optional Accessories for Geberit Duofix Carriers 111.335.00.5 and 111.335.00.6

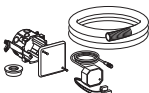
Mounting Accessories for Carrier Frames

Description	Model No.	List Price
 Frame to wall anchoring for 5.125"-7.875" (13-20 cm) thick unfinished pre-wall	111.815.00.1	\$31.00
 Frame to wall anchoring for 5.125"-7.875" (13-20 cm) thick unfinished pre-wall corner installations	111.835.00.1	31.00
 Support brackets for wall-hung toilets with small contact surface (thin profiles)	111.847.00.1	41.00
 Fire protection set for Sigma concealed dual-flush tanks; 90 min. fire resistance to DIN EN 1364-1:1999-10	111.863.00.1	471.00
 Frame to wall anchoring where foot installations into floor are not allowed for 5.125"-7.875" (13-20 cm) thick unfinished pre-wall	111.867.00.1	62.00
 Frame to stud fastening set for extended stud spacing from 19.75"-25.56" (50-65 cm)	111.869.00.1	31.00
 Frame to wall anchoring extensions for 7.875"-15.75" (20-40 cm) thick unfinished pre-wall	111.887.00.1	12.00




Waste Fittings

 HDPE straight connector with socket for Ø3.50" (Ø90 mm) push fit piping and Ø3.50" (Ø90 mm) outlet x 12" (31 cm) long	366.887.16.1	31.00
 HDPE connector with offset for LH horizontal drain connections (as viewed from sitting position), 1 x 90° bend with socket for Ø3.50" (Ø90 mm) push fit piping, with 45° offset and Ø3.50" (Ø90 mm) outlet for 5.5" (13.97 cm) minimum walls only	366.913.16.1	68.00
 HDPE connector with offset for RH horizontal drain connections (as viewed from sitting position), 1 x 90° bend with socket for Ø3.50" (Ø90 mm) push fit piping, with 45° offset and Ø3.50" (Ø90 mm) outlet for 5.5" (13.97 cm) minimum walls only	366.914.16.1	68.00
 Cast iron outlet bend; 1 x 90° bend with socket for Ø3.50" (Ø90 mm) push fit piping and 3" CIP outlet	367.071.18.1	140.00
 HDPE "Back-to-back" connector for horizontal drain connections; 2 x 90° bends with sockets for Ø3.50" (Ø90 mm) push fit piping, with 45° offset and expansion to Ø4.375" (Ø110 mm) outlet for 10.75" (27.31 cm) minimum walls only	367.485.16.1	140.00
 HDPE "Back-to-back" connector for vertical drain connections; 2 x 90° bends with sockets for Ø3.50" (Ø90 mm) push fit piping and expansion to Ø4.375" (Ø110 mm) outlet for 10.75" (27.31 cm) minimum walls only	367.923.16.1	140.00





Transformers for AC Power

Description	Model No.	List Price
 Transformer for Mambo AC powered hands free actuator.	115.861.00.1	\$132.00


Cover Plates for use with Push Buttons

 Cover plate for Sigma concealed tanks 2x6 and 2x4. Die Cast, Alpine White	115.765.11.1	171.00
 Cover plate for Sigma concealed tanks 2x6 and 2x4. Die Cast, Matte Chrome	115.765.46.1	171.00
 Cover plate for Sigma concealed tanks 2x6 and 2x4. Metal, Brushed SS	115.798.00.1	135.00





Bowl Connection Sets and Accessories for Finished Walls up to 3.5" (9 cm) Thick

 Connector set with mounting hardware (bowl installation kit), HDPE; Alpine White cover caps	152.404.11.1	39.00
 HDPE connection set with 1" (2.5 cm) offset and mounting hardware (bowl installation kit); with socket for Ø3.50" (Ø90 mm) push fit piping and Ø55 supply inlet; Matte Chrome cover caps	405.116.00.1	208.00
 Cover caps with leveling washer, Plastic, Alpine White	217.713.11.1	5.00
 Acoustic insulation set for wall-hung toilets and bidets	156.050.00.1	16.00

Bidet Seat Accessory for Geberit Duofix Carrier Frames

 Water supply hose for bidet seat for 111.355.00.5, 111.728.00.1 and 111.255.00.1 carriers with Sigma concealed tanks 2x6 and 2x4 and Kappa concealed tank. For adding bidet seat to an installed carrier.	249.801.00.1	101.00
---	--------------	--------

Required Accessories for 3.50"-7.00" (9-18 cm) Finished Wall Thickness

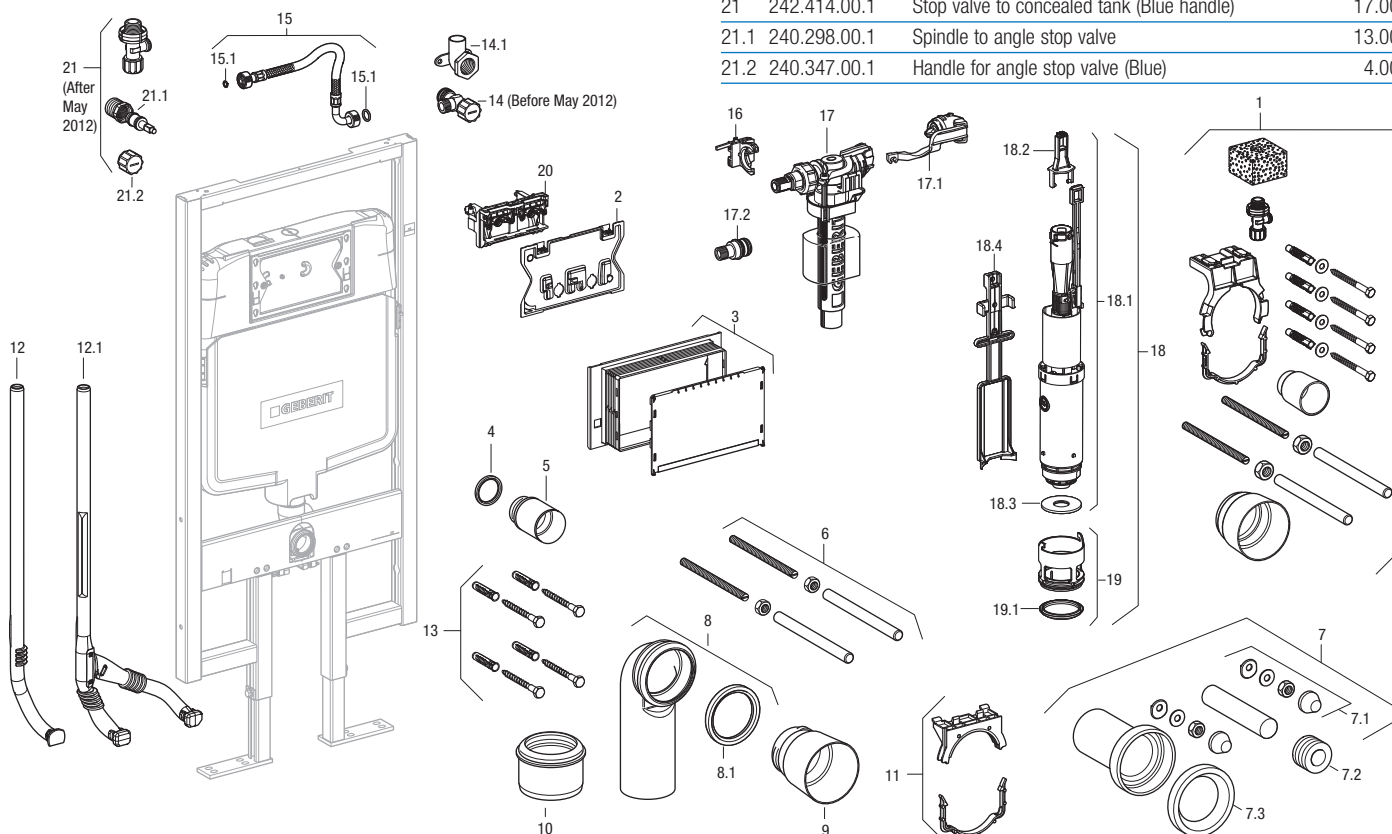
 Mounting rod extension set for wall-hung toilet and bidet, M12	242.232.00.1	61.00
 Mud guard protection housing for Sigma concealed tanks 2x6 and 2x4, Plastic	241.826.00.1	11.00
 Extension set for actuator plates for Sigma concealed tanks 2x6 and 2x4 and Kappa concealed tank	240.938.00.1	20.00
 HDPE Connector set for extended installation and mounting hardware (bowl installation kit), with socket for Ø3.50" (Ø90 mm) push fit piping and Ø55 supply inlet; Matte Chrome cover caps	152.438.46.1	51.00

System for Wall-Hung Toilets, 2x4 Installations

Replacement Parts for Geberit Duofix Carrier 111.728.00.1


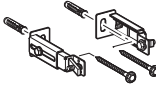


Item No.	Model No.	Description	List Price
1	242.314.00.1	Materials for concealed carrier and tank installation	\$39.00
2	242.418.00.1	Splash guard protection cover for Sigma concealed tank 2x4	6.00
3	241.826.00.1	Mud guard protection housing for Sigma concealed tank 2x4, Plastic	11.00
4	362.771.00.1	Seal for concealed flush pipe, EPDM	2.00
5	362.796.92.1	Protection plug, Plastic	5.00
6	240.189.00.1	Threaded rod for wall-mounted toilet or bidet installation	4.00
7	152.404.46.1	Connector set with mounting hardware (bowl installation kit), HDPE; Matte Chrome cover caps	39.00
7.1	217.713.46.1	Cover caps with leveling washer, Plastic, Matte Chrome	5.00
7.2	119.668.00.1	Seal for supply inlet tube, EPDM	2.00
7.3	152.424.00.1	Seal for toilet outlet connector, EPDM	3.00
8	241.899.00.1	HDPE waste fitting outlet bend, 1 x 90° bend with socket for Ø3.50" (Ø90 mm) push fit piping and Ø3.50" (Ø90 mm) outlet	50.00
8.1	387.282.00.1	Seal for outlet bends, EPDM	5.00
9	366.820.92.1	Protection plug, Plastic	4.00
10	240.782.00.1	Flexible Coupling for pipes	62.00
11	242.012.00.1	Outlet pipe bracket (complete)	4.00

Item No.	Model No.	Description	List Price
12	242.420.00.1	Conduit pipe for shower toilet water supply with Sigma concealed tank 2x4 (from 2010 to mid-2013)	\$6.00
12.1	242.888.00.1	Conduit pipe for shower toilet water supply with Sigma concealed tank 2x4 (from mid-2013 on)	10.00
13	216.179.00.1	Installation Hardware	3.00
14	240.853.00.1	Supply angle Stop (black handle)	14.00
14.1	240.851.00.1	Drop Ear Elbow, Copper	11.00
15	242.415.00.1	Connection hose for Sigma concealed tank 2x4, 3/8"	16.00
15.1	240.922.00.1	Seal kit for braided hose, EPDM O-Ring	9.00
16	241.286.00.1	Fixation clip for filling valve	5.00
17	241.469.00.1	Filling valve Type 380 for Sigma and Kappa concealed tanks	24.00
17.1	240.771.00.1	Seal kit for filling valve Type 380	11.00
17.2	241.670.00.1	Nipple to filling valve Type 380 for Sigma concealed tank 2x4	16.00
18	241.290.00.1	Dual-flush valve complete with valve seat basket for Sigma concealed tank 2x4	32.00
18.1	242.416.00.1	Dual-flush valve for Sigma concealed tank 2x4	16.00
18.2	241.167.00.1	Yoke set for flush valves	9.00
18.3	241.291.00.1	Flat gasket for flush valve for Sigma concealed tank 2x4	2.00
18.4	241.292.00.1	Fixing rail to Sigma concealed tank 2x4	5.00
19	242.269.00.1	Valve seat basket and noise bushing for flush valve	16.00
19.1	241.293.00.1	U-cup seal for valve basket	4.00
20	242.417.00.1	Flush actuator gear box	9.00
21	242.414.00.1	Stop valve to concealed tank (Blue handle)	17.00
21.1	240.298.00.1	Spindle to angle stop valve	13.00
21.2	240.347.00.1	Handle for angle stop valve (Blue)	4.00









Optional Accessories for Geberit Duofix Carrier 111.728.00.1




Mounting Accessories for Geberit Duofix Carrier Frames

Description	Model No.	List Price
 Frame to wall anchoring for 5.125"-7.875" (13-20 cm) thick unfinished pre-wall corner installations	111.835.00.1	\$31.00
 Frame to wall anchoring where foot installations into floor are not allowed for 5.125"-7.875" (13-20 cm) thick unfinished pre-wall	111.867.00.1	62.00
 Frame to wall anchoring extensions for 7.875"-15.75" (20-40 cm) thick unfinished pre-wall	111.887.00.1	12.00
 Frame to wall anchoring for 5.125"-7.875" (13-20 cm) thick unfinished pre-wall	242.048.00.1	20.00





Waste Fittings

 HDPE straight connector with socket for Ø3.50" (Ø90 mm) push fit piping and Ø3.50" (Ø90 mm) outlet x 12" (31 cm) long	366.887.16.1	31.00
 HDPE connector with offset for LH horizontal drain connections (as viewed from sitting position), 1 x 90° bend with socket for Ø3.50" (Ø90 mm) push fit piping, with 45° offset and Ø3.50" (Ø90 mm) outlet for 5.5" (13.97 cm) minimum walls only	366.913.16.1	68.00
 HDPE connector with offset for RH horizontal drain connections (as viewed from sitting position), 1 x 90° bend with socket for Ø3.50" (Ø90 mm) push fit piping, with 45° offset and Ø3.50" (Ø90 mm) outlet for 5.5" (13.97 cm) minimum walls only	366.914.16.1	68.00
 Cast iron outlet bend; 1 x 90° bend with socket for Ø3.50" (Ø90 mm) push fit piping and 3" CIP outlet	367.071.18.1	140.00
 HDPE "Back-to-back" connector for horizontal drain connections; 2 x 90° bends with sockets for Ø3.50" (Ø90 mm) push fit piping, with 45° offset and expansion to Ø4.375" (Ø110 mm) outlet for 10.75" (27.31 cm) minimum walls only	367.485.16.1	140.00
 HDPE "Back-to-back" connector for vertical drain connections; 2 x 90° bends with sockets for Ø3.50" (Ø90 mm) push fit piping and expansion to Ø4.375" (Ø110 mm) outlet for 10.75" (27.31 cm) minimum walls only	367.923.16.1	140.00



Cover Plates for Use with Push Buttons

Description	Model No.	List Price
 Cover plate for Sigma concealed tanks 2x6 and 2x4. Die Cast, Alpine White	115.765.11.1	\$171.00
 Cover plate for Sigma concealed tanks 2x6 and 2x4. Die Cast, Matte Chrome	115.765.46.1	171.00
 Cover plate for Sigma concealed tanks 2x6 and 2x4. Metal, Brushed SS	115.798.00.1	135.00

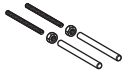
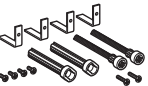

Bowl Connection Sets and Accessories for Finished Walls up to 3.5" (9 cm) Thick

 Connector set with mounting hardware (bowl installation kit), HDPE; Alpine White cover caps	152.404.11.1	39.00
 HDPE connection set with 1" (2.5 cm) offset and mounting hardware (bowl installation kit); with socket for Ø3.50" (Ø90 mm) push fit piping and Ø55 supply inlet; Matte Chrome cover caps	405.116.00.1	208.00
 Cover caps with leveling washer, Plastic, Alpine White	217.713.11.1	5.00
 Acoustic insulation set for wall-hung toilets and bidets	156.050.00.1	16.00

Bidet Seat Accessory for Geberit Duofix Carrier Frames

 Water supply hose for bidet seat for 111.255.00.1 carrier with Kappa concealed tank pre-wall. For adding bidet seat to an installed carrier. For complete installation order with 249.801.00.1.	240.839.00.1	52.00
 Water supply hose for bidet seat for 111.355.00.5, 111.728.00.1 and 111.255.00.1 carriers with Sigma concealed tanks 2x6 and 2x4 and Kappa concealed tank. For adding bidet seat to an installed carrier.	249.801.00.1	101.00

Required Accessories for 3.50"-7.00" (9-18 cm) Finished Wall Thickness

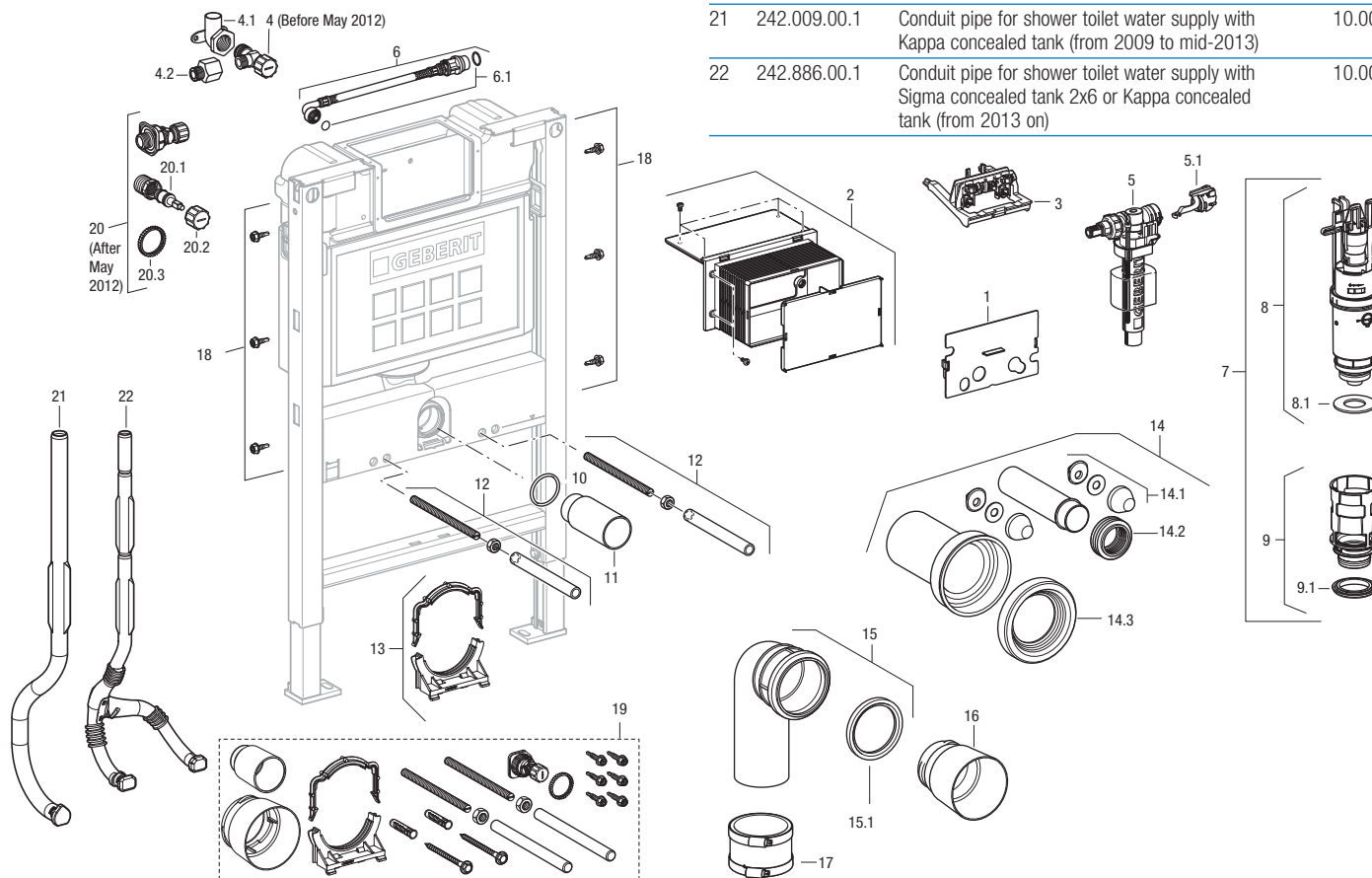
 Mounting rod extension set for wall-hung toilet and bidet, M12	242.232.00.1	61.00
 Extension set for actuator plates for Sigma concealed tanks 2x6 and 2x4 and Kappa concealed tank	240.938.00.1	20.00
 HDPE Connector set for extended installation and mounting hardware (bowl installation kit), with socket for Ø3.50" (Ø90 mm) push fit piping and Ø55 supply inlet; Matte Chrome cover caps	152.438.46.1	51.00

System for Wall-Hung Toilets, Pre-Wall Installations

Replacement Parts for Geberit Duofix Carrier 111.255.00.1


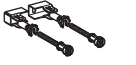

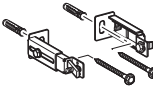
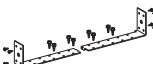

Item No.	Model No.	Description	List Price
1	242.316.00.1	Splash guard protection cover for Kappa concealed tank	\$6.00
2	240.172.00.1	Mud guard protection housing for Kappa concealed tank, Plastic; Comes standard	24.00
3	240.533.00.1	Flush actuator gear box	12.00
4	240.853.00.1	Supply angle Stop (black handle)	14.00
4.1	240.851.00.1	Drop Ear Elbow, Copper	11.00
4.2	242.317.00.1	Adapter	14.00
5	241.469.00.1	Filling valve Type 380 for Sigma and Kappa concealed tanks	24.00
5.1	240.771.00.1	Seal kit for filling valve Type 380	11.00
6	240.629.00.1	Connection hose for Kappa concealed tank	21.00
6.1	240.922.00.1	Seal kit for braided hose, EPDM O-Ring	9.00
7	240.637.00.1	Dual-flush valve complete with valve seat basket for UP200	34.00
8	240.638.00.1	Dual-flush valve for Kappa concealed tank	24.00
8.1	816.418.00.1	Flat gasket for flush valve	2.00
9	241.859.00.1	Valve seat basket and noise bushing for flush valve	10.00
9.1	241.868.00.1	U-cup seal for valve basket	2.00
10	362.771.00.1	Seal for concealed flush pipe, EPDM	2.00
11	362.796.92.1	Protection plug, Plastic	5.00

Item No.	Model No.	Description	List Price
12	240.189.00.1	Threaded rod for wall-mounted toilet or bidet installation	\$4.00
13	242.012.00.1	Outlet pipe bracket (complete)	4.00
14	152.404.46.1	Connector set with mounting hardware (bowl installation kit), HDPE; Matte Chrome cover caps	39.00
14.1	217.713.46.1	Cover caps with leveling washer, Plastic, Matte Chrome	5.00
14.2	119.668.00.1	Seal for supply inlet tube, EPDM	2.00
14.3	152.424.00.1	Seal for toilet outlet connector, EPDM	3.00
15	366.061.16.1	HDPE waste fitting outlet bend, 1 x 90° bend with socket for Ø3.50" (Ø90 mm) push fit piping and Ø3.50" (Ø90 mm) outlet	20.00
15.1	387.282.00.1	Seal for outlet bends, EPDM	5.00
16	366.820.92.1	Protection plug, Plastic	4.00
17	240.782.00.1	Flexible Coupling for pipes	62.00
18	111.892.00.1	Frame mounting screws for steel stud construction, Galvanized; self-tapping	4.00
19	242.314.00.1	Installation materials for concealed carrier and tank	39.00
20	240.269.00.1	Angle stop valve to concealed tank (Blue handle)	17.00
20.1	240.298.00.1	Spindle to angle stop valve	13.00
20.2	240.347.00.1	Handle for angle stop valve (Blue)	4.00
20.3	241.857.00.1	Counter nut, Plastic	4.00
21	242.009.00.1	Conduit pipe for shower toilet water supply with Kappa concealed tank (from 2009 to mid-2013)	10.00
22	242.886.00.1	Conduit pipe for shower toilet water supply with Sigma concealed tank 2x6 or Kappa concealed tank (from 2013 on)	10.00









Optional Accessories for Geberit Duofix Carrier 111.255.00.1


Mounting Accessories for Geberit Duofix Carrier Frames

Description	Model No.	List Price
 Frame to wall anchoring for 5.125"-7.875" (13-20 cm) thick unfinished pre-wall	111.815.00.1	\$31.00
 Frame to wall anchoring for 5.125"-7.875" (13-20 cm) thick unfinished pre-wall corner installations	111.835.00.1	31.00
 Support brackets for wall-hung toilets with small contact surface (thin profiles)	111.847.00.1	41.00
 Frame to wall anchoring where foot installations into floor are not allowed for 5.125"-7.875" (13-20 cm) thick unfinished pre-wall	111.867.00.1	62.00
 Frame to stud fastening set for extended stud spacing from 19.75"-25.56" (50-65 cm)	111.869.00.1	31.00
 Frame to wall anchoring extensions for 7.875"-15.75" (20-40 cm) thick unfinished pre-wall	111.887.00.1	12.00





Waste Fittings

	HDPE straight connector with socket for Ø3.50" (Ø90 mm) push fit piping and Ø3.50" (Ø90 mm) outlet x 12" (31 cm) long	366.887.16.1	31.00
	HDPE connector with offset for LH horizontal drain connections (as viewed from sitting position), 1 x 90° bend with socket for Ø3.50" (Ø90 mm) push fit piping, with 45° offset and Ø3.50" (Ø90 mm) outlet for 5.5" (13.97 cm) minimum walls only	366.913.16.1	68.00
	HDPE connector with offset for RH horizontal drain connections (as viewed from sitting position), 1 x 90° bend with socket for Ø3.50" (Ø90 mm) push fit piping, with 45° offset and Ø3.50" (Ø90 mm) outlet for 5.5" (13.97 cm) minimum walls only	366.914.16.1	68.00
	Cast iron outlet bend; 1 x 90° bend with socket for Ø3.50" (Ø90 mm) push fit piping and 3" CIP outlet	367.071.18.1	140.00
	HDPE "Back-to-back" connector for horizontal drain connections; 2 x 90° bends with sockets for Ø3.50" (Ø90 mm) push fit piping, with 45° offset and expansion to Ø4.375" (Ø110 mm) outlet for 10.75" (27.31 cm) minimum walls only	367.485.16.1	140.00
	HDPE "Back-to-back" connector for vertical drain connections; 2 x 90° bends with sockets for Ø3.50" (Ø90 mm) push fit piping and expansion to Ø4.375" (Ø110 mm) outlet for 10.75" (27.31 cm) minimum walls only	367.923.16.1	140.00



Cover Plates for Use with Push Buttons

Description	Model No.	List Price
	115.680.11.1	\$85.00
Cover plate for Kappa Concealed Tank pre-wall Plastic, Polished Chrome	115.680.21.1	116.00

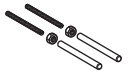
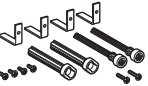

Bowl Connection Sets and Accessories for Finished Walls up to 3.5" (9 cm) Thick

	Connector set with mounting hardware (bowl installation kit), HDPE; Alpine White cover caps	152.404.11.1	39.00
	HDPE connection set with 1" (2.5 cm) offset and mounting hardware (bowl installation kit); with socket for Ø3.50" (Ø90 mm) push fit piping and Ø55 supply inlet; Matte Chrome cover caps	405.116.00.1	208.00
	Cover caps with leveling washer, Plastic, Alpine White	217.713.11.1	5.00
	Acoustic insulation set for wall-hung toilets and bidets	156.050.00.1	16.00

Bidet Seat Accessory for Geberit Duofix Carrier Frames

	Water supply hose for bidet seat for 111.255.00.1 carrier with Kappa concealed tank pre-wall. For adding bidet seat to an installed carrier. For complete installation order with 249.801.00.1.	240.839.00.1	52.00
	Water supply hose for bidet seat for 111.355.00.5, 111.728.00.1 and 111.255.00.1 carriers with Sigma concealed tanks 2x6 and 2x4 and Kappa concealed tank. For adding bidet seat to an installed carrier.	249.801.00.1	101.00

Required Accessories for 3.50"-7.00" (9-18 cm) Finished Wall Thickness

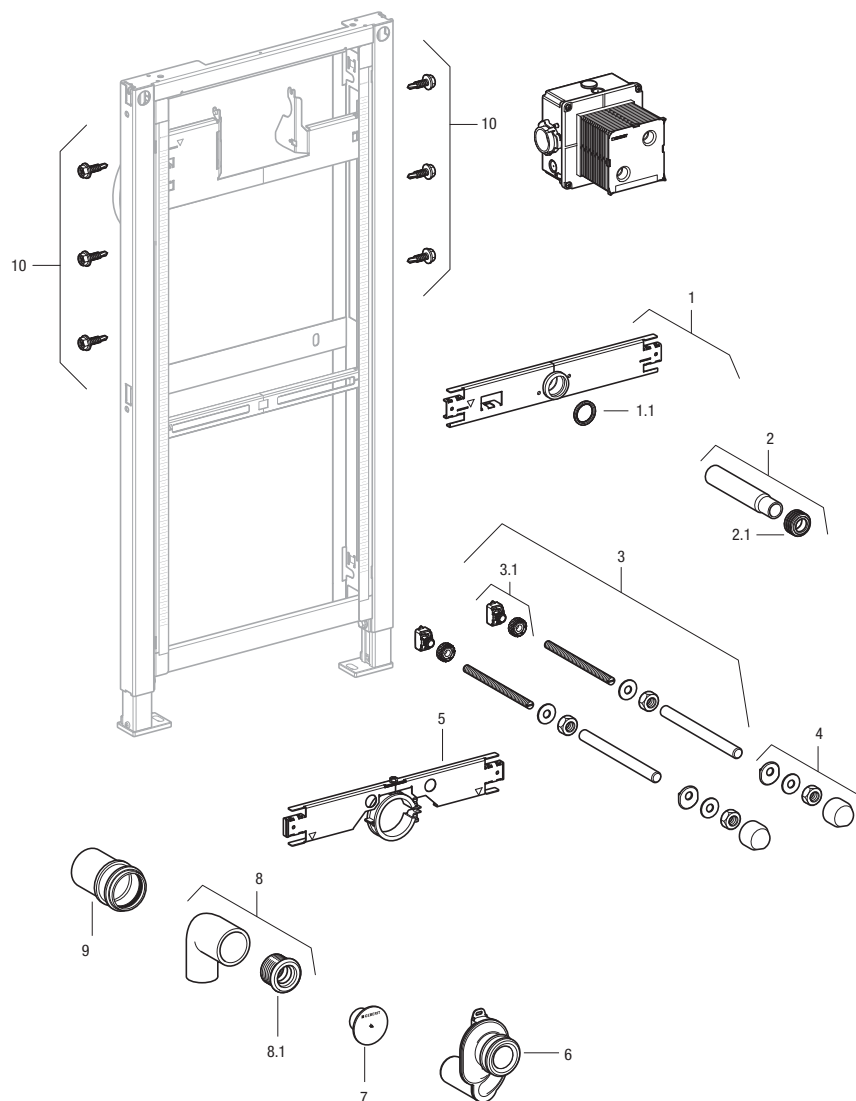
	Mounting rod extension set for wall-hung toilet and bidet, M12	242.232.00.1	61.00
	Extension set for actuator plates for Sigma concealed tanks 2x6 and 2x4 and Kappa concealed tank	240.938.00.1	20.00
	HDPE Connector set for extended installation and mounting hardware (bowl installation kit), with socket for Ø3.50" (Ø90 mm) push fit piping and Ø55 supply inlet; Matte Chrome cover caps	152.438.46.1	51.00

System for Wall-Hung Urinals

Replacement Parts for Geberit Duofix Carrier 111.625.00.1



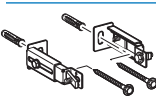
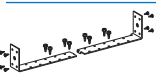

Item No.	Model No.	Description	List Price
1	242.039.00.1	Crossbar for water supply	\$69.00
1.1	362.790.00.1	Round cord ring, EPDM	2.00
2	152.489.16.1	Supply inlet tube with seal, PE; with Ø1.34" (Ø35 mm) supply inlet	25.00
2.1	119.669.00.1	Sleeve, EPDM	3.00
3	242.045.00.1	Fixing, with plastic nuts, complete	14.00
3.1	242.046.00.1	Plastic union nuts for crossbar for fixing	11.00
4	240.027.46.1	Cover caps, Plastic, Matte Chrome	6.00
5	242.047.00.1	Outlet Cross Member	26.00

Item No.	Model No.	Description	List Price
6	152.950.11.1	Syphonic trap with horizontal outlet and seal, PE; with Ø1.97" (Ø50 mm) outlet	\$32.00
7	853.614.92.1	Protection plug	5.00
8	240.315.00.1	Waste fitting outlet bend, PE; 1 x 90° bend with Ø2.48"/Ø1.97" (Ø63/Ø50 mm)	24.00
8.1	152.693.00.1	Seal for connector, EPDM; for Ø1.97" (Ø50 mm) outlet	3.00
9	242.516.00.1	Outlet pipe Ø1.97" (Ø50 mm) Terrain article no. 225.2G	24.00
10	111.892.00.1	Frame mounting screws for steel stud construction, Galvanized; self-tapping	4.00





Optional Accessories for Geberit Duofix Carrier 111.625.00.1



Mounting Accessories for Carrier Frames

Description	Model No.	List Price
 Frame to wall anchoring for 5.125"-7.875" (13-20 cm) thick unfinished pre-wall	111.815.00.1	\$31.00
 Frame to wall anchoring for 5.125"-7.875" (13-20 cm) thick unfinished pre-wall corner installations	111.835.00.1	31.00
 Frame to wall anchoring where foot installations into floor are not allowed for 5.125"-7.875" (13-20 cm) thick unfinished pre-wall	111.867.00.1	62.00
 Frame to stud fastening set for extended stud spacing from 19.75"-25.56" (50-65 cm)	111.869.00.1	31.00
 Frame to wall anchoring extensions for 7.87"-15.75" (20-40 cm) thick unfinished pre-wall	111.887.00.1	12.00

Urinal Connection Sets and Accessories

Description	Model No.	List Price
 PE syphon trap with horizontal outlet and seal; Ø1.96" (Ø50 mm) outlet	152.983.00.1	\$32.00
 PE syphon trap with vertical outlet and seal; Ø1.97" (Ø50 mm) outlet	152.984.00.1	32.00

Required Accessories for 3.50"-7.00" (9-18 cm) Finished Wall Thickness

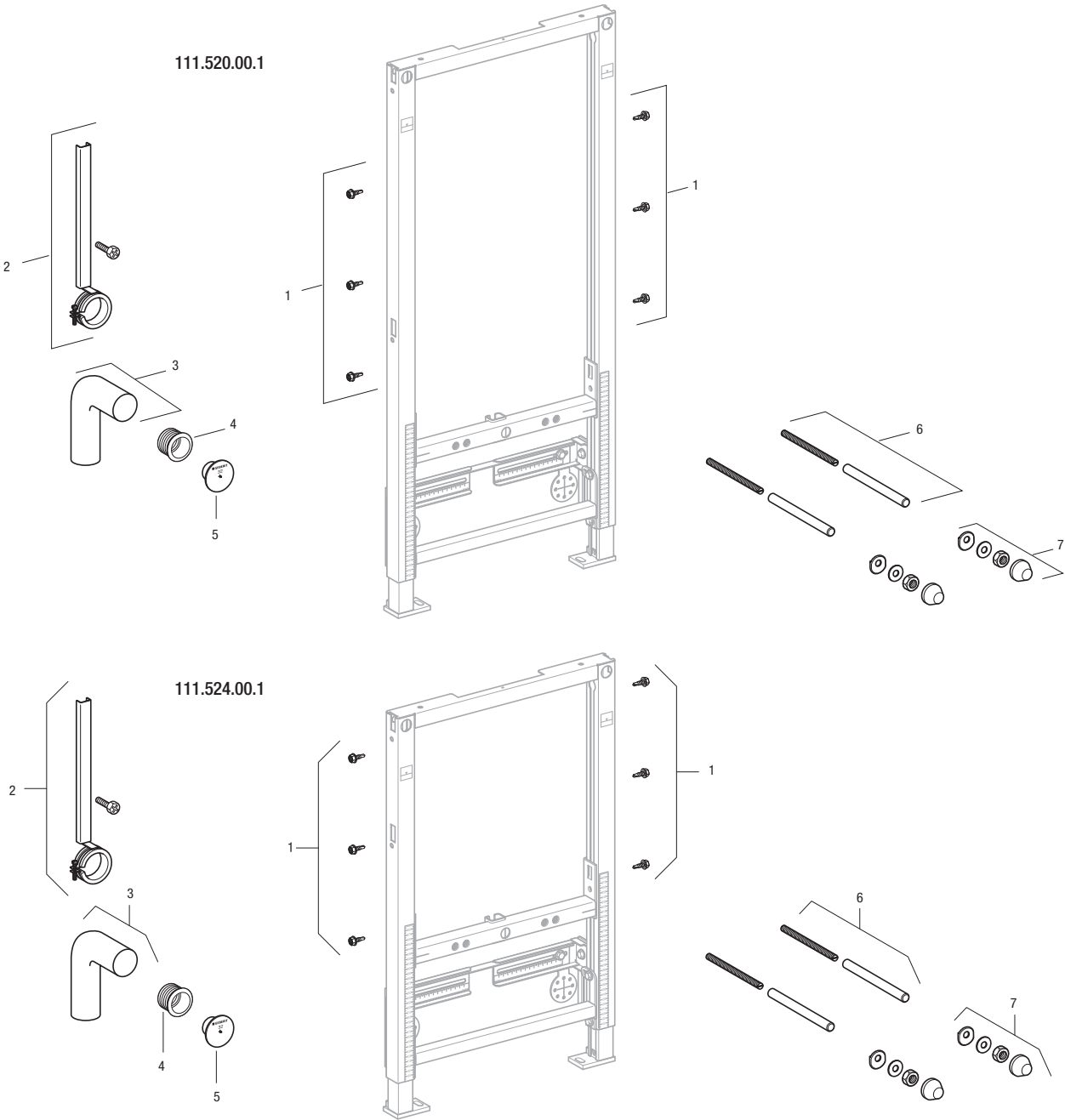
 Mounting rod extension set for wall-hung urinal, M8	242.318.00.1	41.00
 Mud guard protection housing and extension set for urinal carrier	241.930.00.1	17.00

Systems for Wall-Hung Bidets

Replacement Parts for Geberit Duofix Carriers 111.520.00.1 and 111.524.00.1



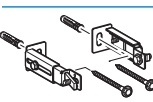



Item No.	Model No.	Description	List Price
1	111.892.00.1	Frame mounting screws for steel stud construction, Galvanized; self-tapping	\$4.00
2	241.066.00.1	Pipe Mounting Bracket	14.00
3	241.067.16.1	Outlet bend – 90 degrees	12.00
4	152.682.00.1	Outlet Seal, EPDM, push on for Ø1.97" (Ø50 mm) tube	3.00

Item No.	Model No.	Description	List Price
5	240.306.00.1	Protection plug, Ø1.26" (Ø32 mm)	\$2.00
6	240.189.00.1	Threaded rod for wall-mounted toilet or bidet installation	4.00
7	217.713.46.1	Cover caps with leveling washer, Plastic, Matte Chrome	5.00





Optional Accessories for Geberit Duofix Carriers 111.520.00.1 and 111.524.00.1


Mounting Accessories for Carrier Frames

Description	Model No.	List Price
 Frame to wall anchoring for 5.125"-7.875" (13-20 cm) thick unfinished pre-wall	111.815.00.1	\$31.00
 Frame to wall anchoring for 5.125"-7.875" (13-20 cm) thick unfinished pre-wall corner installations	111.835.00.1	31.00
 Frame to wall anchoring where foot installations into floor are not allowed for 5.125"-7.875" (13-20 cm) thick unfinished pre-wall	111.867.00.1	62.00
 Frame to stud fastening set for extended stud spacing from 19.75"-25.56" (50-65 cm)	111.869.00.1	31.00
 Frame to wall anchoring extensions for 7.87"-15.75" (20-40 cm) thick unfinished pre-wall	111.887.00.1	12.00
 Elbow supply fitting set, Gun Metal	465.034.00.1	34.00

Bowl Connection Accessories

Description	Model No.	List Price
 Acoustic insulation set for wall-hung toilets and bidets	156.050.00.1	\$16.00
 Cover caps with leveling washer, Plastic, Alpine White	217.713.11.1	5.00

Required Accessories for 3.50"-7.00" (9-18 cm) Finished Wall Thickness

 Mounting rod extension set for wall-hung toilet and bidet, M12	242.232.00.1	61.00
--	--------------	-------

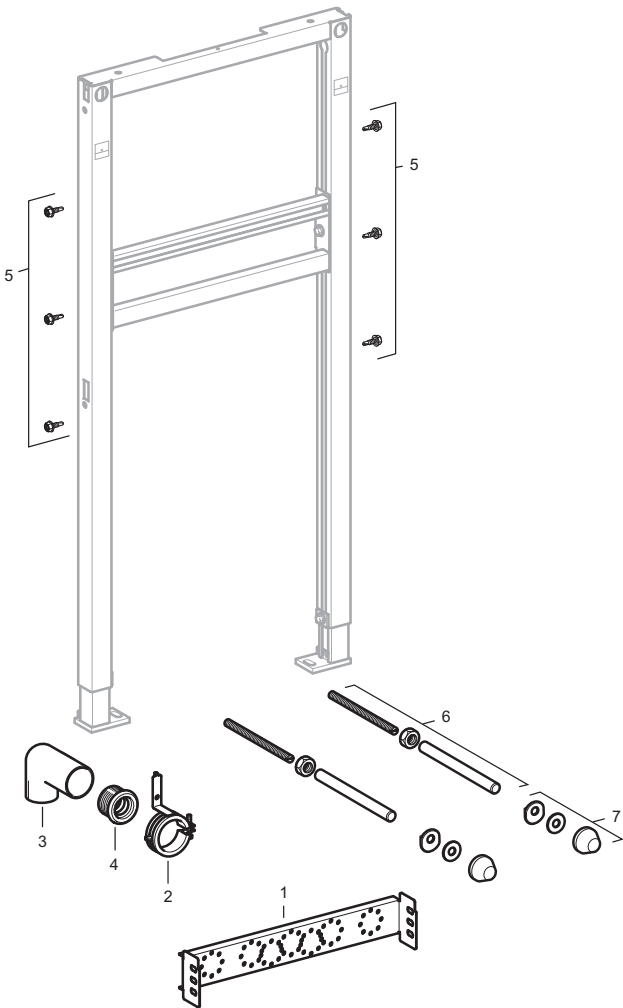
Systems for Wall-Hung Lavatories

Replacement Parts for Geberit Duofix Carriers 111.434.00.1 and 111.490.00.1

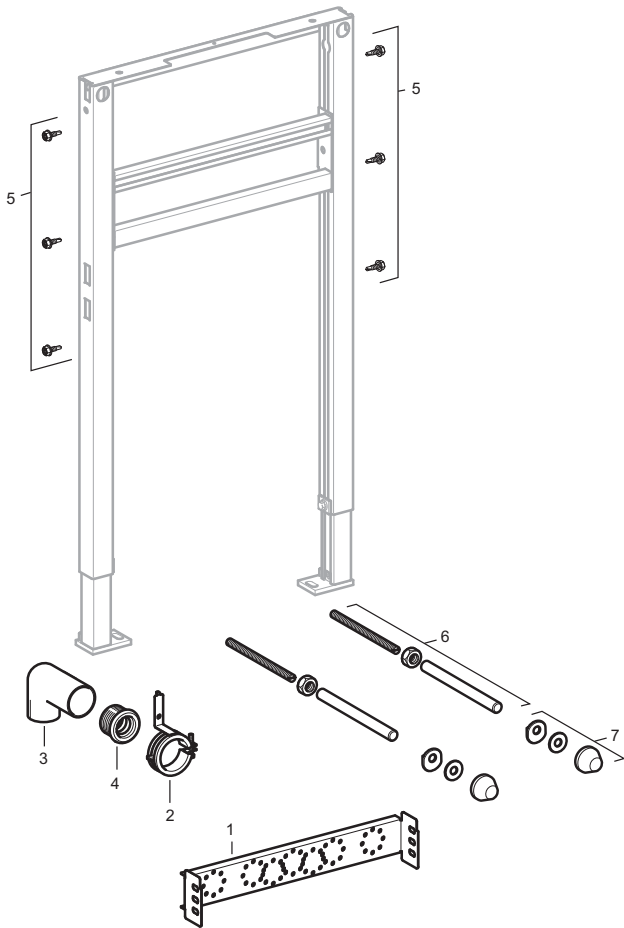
Item No.	Model No.	Description	List Price
1	241.803.00.1	Crossbar for deck-mounted faucet	\$14.00
2	241.805.00.1	Pipe bracket for outlet bend	12.00
3	241.067.16.1	Outlet bend – 90 degrees	12.00
4	152.682.00.1	Standard Outlet Seal, EPDM, push on for Ø1.97" (Ø50 mm) tube	3.00
	152.796.00.1	Outlet Seal, EPDM Ø1.97"/Ø1.57" (Ø50/40 mm)	3.00

Item No.	Model No.	Description	List Price
5	111.892.00.1	Frame mounting screws for steel stud construction, Galvanized; self-tapping	\$4.00
6	241.059.00.1	Threaded rod for wall-mounted washbasin	14.00
7	217.713.46.1	Cover caps with leveling washer, Plastic, Matte Chrome	5.00

111.434.00.1


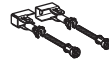
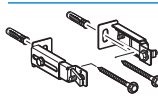
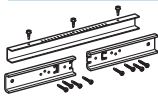
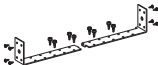




111.490.00.1



Optional Accessories for Geberit Duofix Carriers 111.434.00.1 and 111.490.00.1

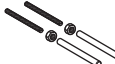
Mounting Accessories for Carrier Frames

Description	Model No.	List Price
 Frame to wall anchoring for 5.125"-7.875" (13-20 cm) thick unfinished pre-wall	111.815.00.1	\$31.00
 Frame to wall anchoring for 5.125"-7.875" (13-20 cm) thick unfinished pre-wall corner installations	111.835.00.1	31.00
 Frame to wall anchoring where foot installations into floor are not allowed for 5.125"-7.875" (13-20 cm) thick unfinished pre-wall	111.867.00.1	62.00
 Fastening set for sinks with 14.9"-22.8" (38-58 cm) mounting centers	111.868.00.1	105.00
 Frame to stud fastening set for extended stud spacing from 19.75"-25.56" (50-65 cm)	111.869.00.1	31.00
 Frame to wall anchoring extensions for 7.87"-15.75" (20-40 cm) thick unfinished pre-wall	111.887.00.1	12.00
 Elbow supply fitting set, Gun Metal	465.034.00.1	34.00

Lavatory Connection Accessories

Description	Model No.	List Price
 Cover caps with leveling washer, Plastic, Alpine White	217.713.11.1	\$5.00







Required Accessories for 3.50"-7.00" (9-18 cm) Finished Wall Thickness

 Mounting rod extension set for wall-hung lavatory, M10	242.233.00.1	41.00
--	--------------	-------



Flush Plate and Push Button Actuators

Actuators for Geberit Sigma Concealed Tanks, 2x6 Installations




Dual-Flush Plate Actuators

Style	Material	Finish	Model No.	List Price
	Plastic	Alpine White	115.777.11.1	\$110.00
		Polished Chrome	115.777.21.1	142.00
		Matte Chrome	115.777.46.1	142.00
	Plastic	Alpine White	115.770.11.5	81.00
		Polished Chrome	115.770.21.5	110.00
		Matte Chrome	115.770.46.5	110.00
		Star White	115.770.FR.5	81.00
	Metal	Br Ni-Polish-Br Ni*	115.778.ID.1	225.00
		Br SS-Polish-Br SS*	115.778.SN.1	226.00
		Br Ni-Polish-Br Ni* Vandal Resistant	115.781.ID.1	260.00
		Br SS-Polish-Br SS* Vandal Resistant	115.781.SN.1	260.00
	Plastic	Polish-Matte-Polish*	115.778.KH.1	167.00
		White-Polish-White*	115.778.KJ.1	116.00
		Black-Polish-Black*	115.778.KM.1	143.00
	Die Cast	Customer supplied inlay	115.788.00.5	334.00
		Alpine White	115.788.11.5	334.00
		Black	115.788.DW.5	334.00
		Brushed Chrome	115.788.GH.5	431.00
		White Pattern Glass	115.788.SC.5	431.00
		Smoke Glass	115.788.SD.5	431.00
		Green Satin Glass	115.788.SE.5	431.00
	NEW	Umber Glass	115.788.SQ.5	431.00
	Die Cast	Complete Rough-in and Trim Set	115.792.GH.1	556.00
		Rough-In Set***	115.795.21.1	167.00
		Brushed Chrome Trim Set***	115.796.GH.1	389.00
	Glass	Brushed SS	115.620.FW.1	625.00
		White Glass	115.620.SI.1	550.00
		Black Glass	115.620.SJ.1	550.00
		Umber Glass	115.620.SQ.1	550.00




Single-Flush Plate Actuator

	Die Cast	Alpine White	115.760.11.1	224.00
		Polished Chrome	115.760.21.1	224.00
		Matte Chrome	115.760.46.1	224.00
		Oil Rubbed Bronze	115.760.HM.1	378.00
		ForeverShine™ PVD Polished Nickel	115.760.IB.1	378.00
		ForeverShine™ PVD Brushed Nickel	115.760.ID.1	378.00
	Metal	Brushed Stainless with locking screw for vandal resistance	115.787.SN.5	260.00



Hands Free Actuators

Style	Material	Finish	Model No.	List Price
	Metal	Brushed SS (AC Power)	115.890.SN.5	\$800.00
		Brushed SS (Battery/DC Power)	115.891.SN.5	800.00
	Glass	Black (AC Power)	116.090.SG.1	1,350.00
		Mirror (AC Power)	116.090.SM.1	1,350.00
		Transformer for AC powered hands free actuator.	115.861.00.1	132.00



Dual-Flush Push Buttons

Style	Material	Finish	Model No.	List Price
	Plastic	Polished Chrome	115.999.21.1	143.00
	Plastic	Alpine White	115.942.11.1	110.00
		Polish-Matte**	115.942.KA.1	143.00
	Plastic	Polish-Matte**	115.932.KA.1	143.00
	Metal	Brushed Chrome	115.932.GH.1	226.00

Single-Flush Push Buttons

	Plastic	Alpine White	115.114.11.1	94.00
		Polished Chrome	115.114.21.1	110.00
	Metal	Brushed SS	115.114.FW.1	226.00
	Plastic	Alpine White	115.941.11.1	94.00
		Polish-Matte**	115.941.KA.1	143.00

Cover Plates for Sigma concealed tank 2x6 and 2x4 for use with Push Buttons

	Die Cast	Alpine White	115.765.11.1	171.00
		Matte Chrome	115.765.46.1	171.00
	Metal	Brushed SS	115.798.00.1	135.00

* Finishes follow this pattern = Plate-Ring-Button

** Finishes follow this pattern = Frame-Button

Polish = Polished Chrome Br SS = Brushed Stainless Steel







Matte = Matte Chrome Br Ni = Brushed Nickel

*** Rough-in Set and Trim Set can be ordered separately. Both sets needed for installation.



† Note: For tiled walls only!

Actuators for Geberit Sigma Concealed Tanks, 2x4 Installations


Dual-Flush Plate Actuators


Style	Material	Finish	Model No.	List Price
	Plastic	Alpine White	115.777.11.1	\$110.00
		Polished Chrome	115.777.21.1	142.00
		Matte Chrome	115.777.46.1	142.00
	Plastic	Alpine White	115.770.11.5	81.00
		Polished Chrome	115.770.21.5	110.00
		Matte Chrome	115.770.46.5	110.00
		Star White	115.770.FR.5	81.00
	Metal	Br Ni-Polish-Br Ni*	115.778.ID.1	225.00
		Br SS-Polish-Br SS*	115.778.SN.1	226.00
		Br Ni-Polish-Br Ni* Vandal Resistant	115.781.ID.1	260.00
		Br SS-Polish-Br SS* Vandal Resistant	115.781.SN.1	260.00
	Plastic	Polish-Matte-Polish*	115.778.KH.1	167.00
		White-Polish-White*	115.778.KJ.1	116.00
		Black-Polish-Black*	115.778.KM.1	143.00
	Die Cast	Customer supplied inlay	115.788.00.5	334.00
		Alpine White	115.788.11.5	334.00
		Black	115.788.DW.5	334.00
		Brushed Chrome	115.788.GH.5	431.00
		White Pattern Glass	115.788.SC.5	431.00
		Smoke Glass	115.788.SD.5	431.00
		Green Satin Glass	115.788.SE.5	431.00
		NEW Umber Glass	115.788.SQ.5	431.00
	Die Cast	Complete Rough-in and Trim Set	115.792.GH.1	556.00
		Rough-In Set***	115.795.21.1	167.00
		Brushed Chrome Trim Set***	115.796.GH.1	389.00
	Glass	Brushed SS	115.625.FW.1	625.00
		White Glass	115.625.SI.1	550.00
		Black Glass	115.625.SJ.1	550.00
		Umber Glass	115.625.SQ.1	550.00

Single-Flush Actuators


	Die Cast	Alpine White	115.760.11.1	224.00
		Polished Chrome	115.760.21.1	224.00
		Matte Chrome	115.760.46.1	224.00
		Oil Rubbed Bronze	115.760.HM.1	378.00
		ForeverShine™ PVD Polished Nickel	115.760.IB.1	378.00
		ForeverShine™ PVD Brushed Nickel	115.760.ID.1	378.00
	Metal	Brushed Stainless with locking screw for vandal resistance	115.787.SN.5	260.00

Hands Free Actuators



Style	Material	Finish	Model No.	List Price
	Glass	Black (AC Power)	116.091.SG.1	\$1,350.00
		Mirror (AC Power)	116.091.SM.1	1,350.00

	Transformer for AC powered hands free actuator.	115.861.00.1	132.00
---	---	--------------	--------

Single-Flush Push Buttons

	Plastic	Alpine White	115.941.11.1	94.00
		Polish-Matte**	115.941.KA.1	143.00

Cover Plates for Sigma concealed tank 2x6 and 2x4 for use with Push Buttons

	Die Cast	Alpine White	115.765.11.1	171.00
		Matte Chrome	115.765.46.1	171.00
	Metal	Brushed SS	115.798.00.1	135.00

Dimensions Information

Dual-Flush Toilet	Sigma80/Sigma50/ Sigma20/Sigma01	9.69" x 6.46" (24.6 cm x 16.4 cm)
	Bolero	
	Sigma60	8.27" x 5.47" (21 cm x 13.9 cm)
	Sigma70	9.5" x 6.3" (24 cm x 15.8 cm)
	Round	3.15" (8 cm) diameter
	Rectangle	5.06" x 2.91" (12.9 cm x 7.4 cm)
	Square 2 Button	4.25" x 4.25" (10.8 cm x 10.8 cm)
Single-Flush Toilet	Sigma10	9.69" x 6.46" (24.6 cm x 16.4 cm)
	Tango	
	Round 1 Button	2.44" (6.2 cm) diameter
	Square 1 Button	4.25" x 4.25" (10.8 cm x 10.8 cm)

* Finishes follow this pattern = Plate-Ring-Button

** Finishes follow this pattern = Frame-Button

Polish = Polished Chrome Br SS = Brushed Stainless Steel

Matte = Matte Chrome Br Ni = Brushed Nickel


*** Rough-in Set and Trim Set can be ordered separately. Both sets needed for installation.

† Note: For tiled walls only!

Flush Plate and Push Button Actuators

Actuators for Geberit Kappa Concealed Tanks, Pre-wall Installations




Dual-Flush Actuators

Style	Material	Finish	Model No.	List Price
	Metal	Brushed SS	115.258.00.1	\$229.00
		Alpine White	115.260.11.1	229.00
	Die Cast	Polished Chrome	115.260.21.1	229.00

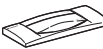


Actuator Cover Plate

	Plastic	Alpine White	115.680.11.1	85.00
		Polished Chrome	115.680.21.1	116.00

Dual-Flush Push Button Actuators

Round 	Plastic	Polished Chrome	115.999.21.1	143.00
Square 	Plastic	Alpine White	115.942.11.1	110.00
		Polish-Matte**	115.942.KA.1	143.00
Rectangle 	Plastic	Polish-Matte**	115.932.KA.1	143.00
	Die Cast	Complete Rough-in and Trim Set	115.932.GH.1	226.00




Actuators to Support Inactive Geberit Duofix Carriers 110.816, 110.826, and 111.816

	Plastic	Alpine White	115.333.11.1	67.00
		Matte Chrome	115.333.46.1	121.00
	Plastic	Alpine White	115.222.11.1	67.00
		Polished Chrome	115.222.21.1	121.00
		Matte Chrome	115.222.46.1	121.00
	Metal	Brushed SS	115.151.00.1	332.00


** Finishes follow this pattern = Frame-Button
Polish = Polished Chrome
Matte = Matte Chrome

Actuators for Urinals

Actuator for Geberit Duofix Carrier 111.625.00.1

Style	Material	Finish	Model No.	List Price
 NEW	Die Cast	Customer supplied inlay	116.016.00.5	\$506.00
		Alpine White	116.016.11.5	506.00
		Brushed Chrome	116.016.GH.5	700.00
 NEW	Metal	Brushed SS	116.015.SN.1	345.00
	Plastic	Alpine White	116.012.11.1	299.00
		Polished Chrome	116.012.21.1	299.00

Hands Free Plate Actuator for Geberit Duofix Carrier 111.625.00.1

	Metal	Brushed SS (Battery/DC Power)	116.035.SN.1	800.00
		Brushed SS (AC Power – CLASS 2 power supply transformer included)	116.025.SN.1	800.00

Dimensions Information

Dual-Flush Toilet	Kappa50	8.31" x 5.59" (21.1 cm x 14.2 cm)
	Round	3.15" (8 cm) diameter
	Rectangle	5.06" x 2.91" (12.9 cm x 7.4 cm)
	Square 2 Button	4.25" x 4.25" (10.8 cm x 10.8 cm)
Single-Flush Toilet	Round 1 Button	2.44" (6.2 cm) diameter
	Square 1 Button	4.25" x 4.25" (10.8 cm x 10.8 cm)
Urinal	Sigma50	
	Sigma10	5.12" x 5.12" (13 cm x 13 cm)
	Bolero	

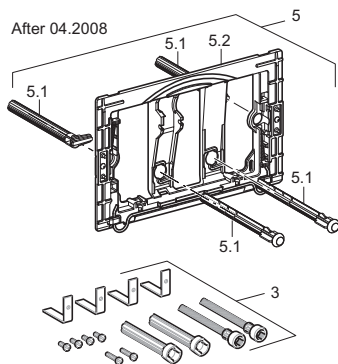
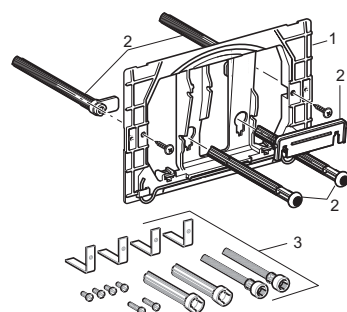
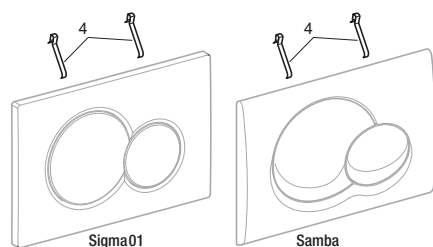
Replacement Parts for Sigma Actuators

115.770 115.758, 115.787 115.778 115.781 115.788

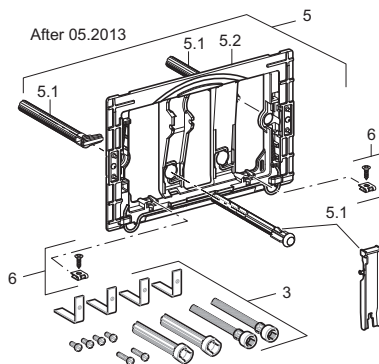
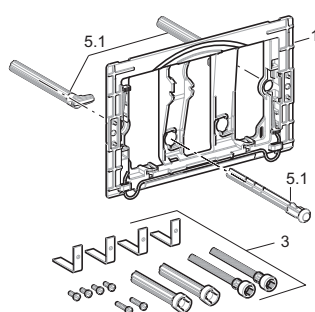
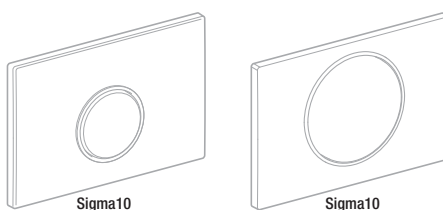


Item No.				Model No.	Description	List Price
1	1			240.935.00.1	Mounting Frame	\$30.00
2				241.875.00.1	Actuator bolt and rod kit	12.00
3	3	3	3	240.938.00.1	Extension set for actuator plates for Sigma concealed tanks 2x6, 2x4 and Kappa concealed tanks	20.00
4			4	813.514.00.1	Spring for actuator plate	2.00
5	5	5	5	241.873.00.1	Conversion kit for tool-free assembly (converts units manufactured prior to 04.01.2008)	26.00
5.1	5.1	5.1	5.1	241.874.00.1	Actuator bolt and rod kit, Tool-free assembly	11.00
5.2	5.2	5.2	5.2	241.876.00.1	Mounting Frame, Tool-free assembly	15.00
	6	6		241.877.00.1	Fastening set for mounting frame, Tool-free assembly	48.00

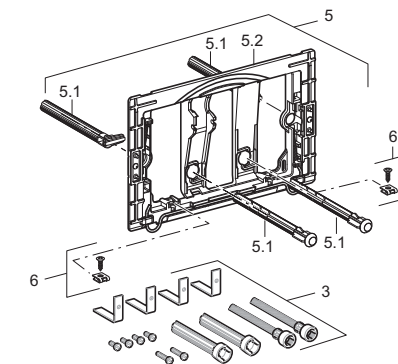
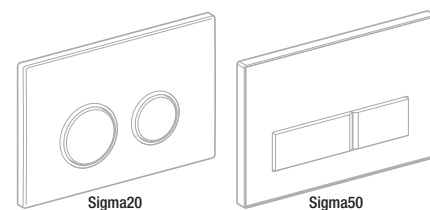
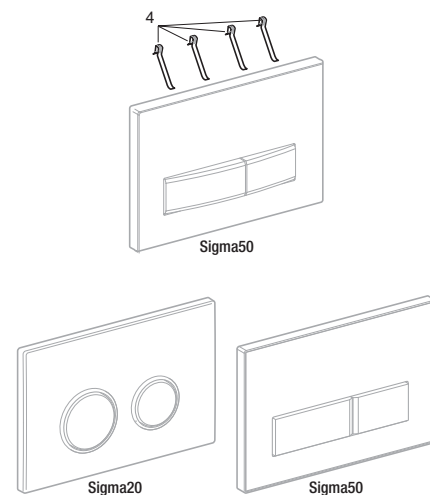
115.770



115.758, 115.787



115.778, 115.781, 115.788



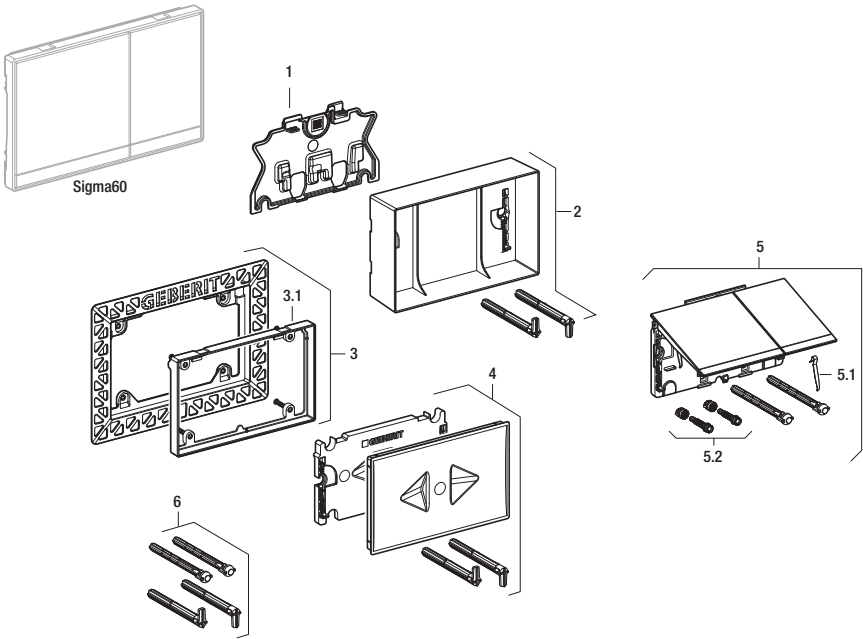
Flush Plate and Push Button Actuators

Replacement Parts for Sigma60 Actuators



115.795/115.796/115.792

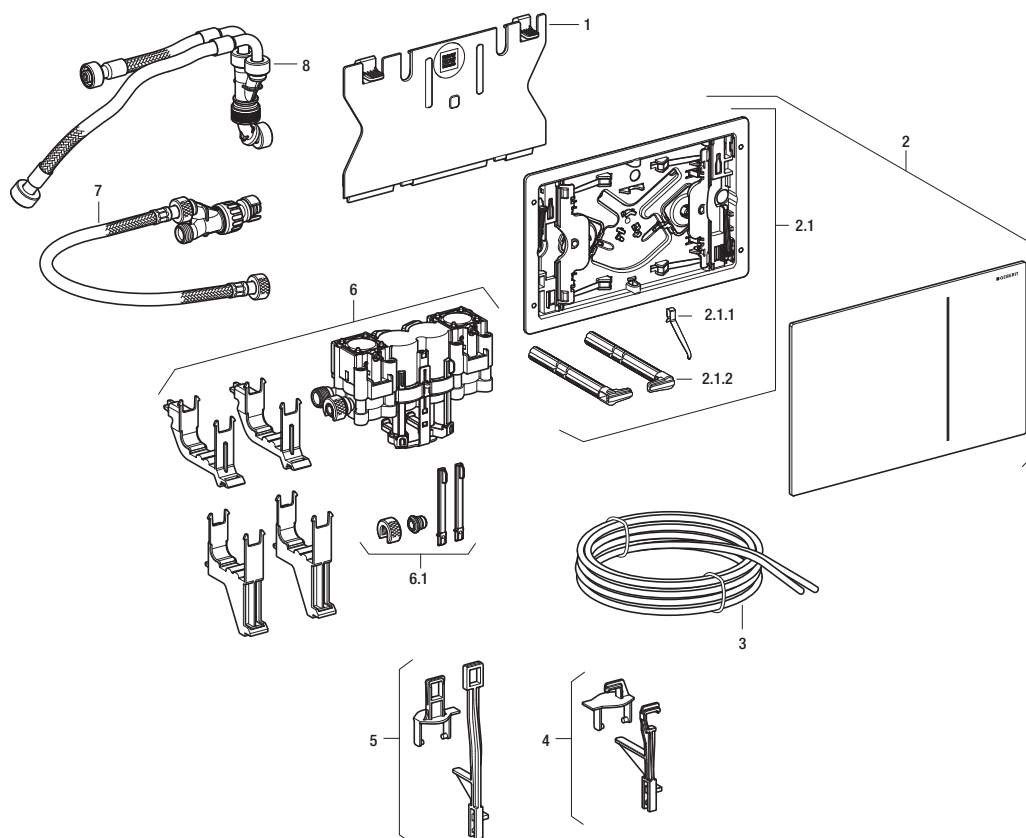


Item No.	Model No.	Description	List Price
1	242.583.00.1	Protection Plate	\$13.00
2	242.576.00.1	Protection Box	17.00
3	242.582.00.1	Mounting Frame with Compensation Frame	108.00
3.1	242.584.00.1	Compensation Frame	77.00
4	242.579.00.1	Protection Box Compensation Frame	24.00
5	115.796.GH.1	Brushed Chrome Trim Set	389.00
5.1	813.514.00.1	Spring for actuator plate	2.00
5.2	242.920.00.1	Adjustment Rods	5.00
6	242.588.00.1	Actuator rod set	19.00





Replacement Parts for Sigma70 Actuators

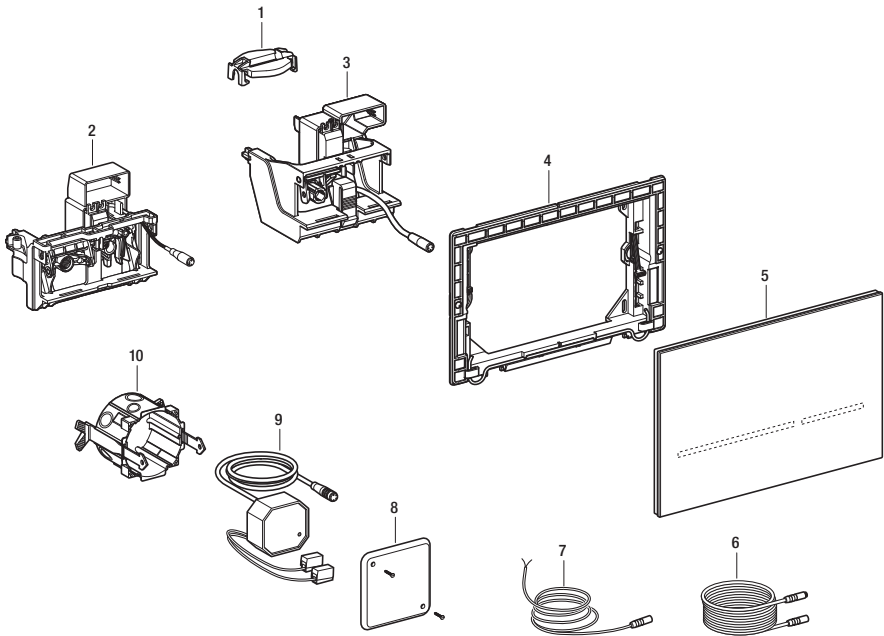
115.620	115.625			
				
Item No.		Model No.	Description	List Price
1	1	242.819.00.1	Protection plate	\$12.00
2	2	242.813.FW.1	Act plate Sigma70, Brushed SS	185.00
2	2	242.813.SI.1	Actuator plate Sigma70, Glass White	156.00
2	2	242.813.SJ.1	Actuator plate Sigma70, Glass Black	156.00
2	2	242.813.SQ.1	Actuator plate Sigma70, Glass Umber	156.00
2	2	242.813.00.1	Actuator plate Sigma70 customer related	185.00
2.1	2.1	242.814.00.1	Mounting frame Sigma70	31.00
2.1.1	2.1.1	813.514.00.1	Spring for actuator plate	2.00
2.1.2	2.1.2	241.874.00.1	Actuator rod set mount w/o tool	11.00
3	3	240.575.00.1	Double pneumatic hose for dual 2 m	6.00
4		242.825.00.1	Conversion set flush valve Sigma-12 cm	10.00
	5	242.826.00.1	Conversion set flush valve Sigma-8 cm	10.00
6	6	242.820.00.1	Hydraulic flushing device	185.00
6.1	6.1	242.822.00.1	Spare parts set for hydraulic lifter	10.00
7		242.824.00.1	RFB hose complete for Sigma-12 cm	39.00
	8	242.823.00.1	RFB hose complete for Sigma-8 cm	55.00



Flush Plate and Push Button Actuators

Replacement Parts for Sigma80 Actuators

116.090	116.091			
				
Item No.		Model No.	Description	List Price
1	1	242.975.11.1	Handle crown for flush valve	\$5.00
	2	242.424.00.1	Lifting device WC-control C/C 8 cm	\$156.00
3		241.150.00.1	Lifting device WC-control w/servomotor	156.00
4	4	242.617.00.1	Mounting frame Sigma80	43.00
5	5	242.618.SG.1	Actuator plate Sigma80 Black	763.00
5	5	242.618.SM.1	Actuator plate Sigma80 Mirror	763.00
6	6	241.831.00.1	Extension mains cable 78.74" (2.0 m) WC-control	55.00
7	7	242.658.00.1	Connection cable 78.74" (2.0 m) WC-control Sigma80	39.00
8	8	241.161.00.1	Cover for housing for electric socket	11.00
9	9	241.149.00.1	Power supply unit WC-control	108.00
10	10	241.302.00.1	Housing for electric socket for PSU	13.00

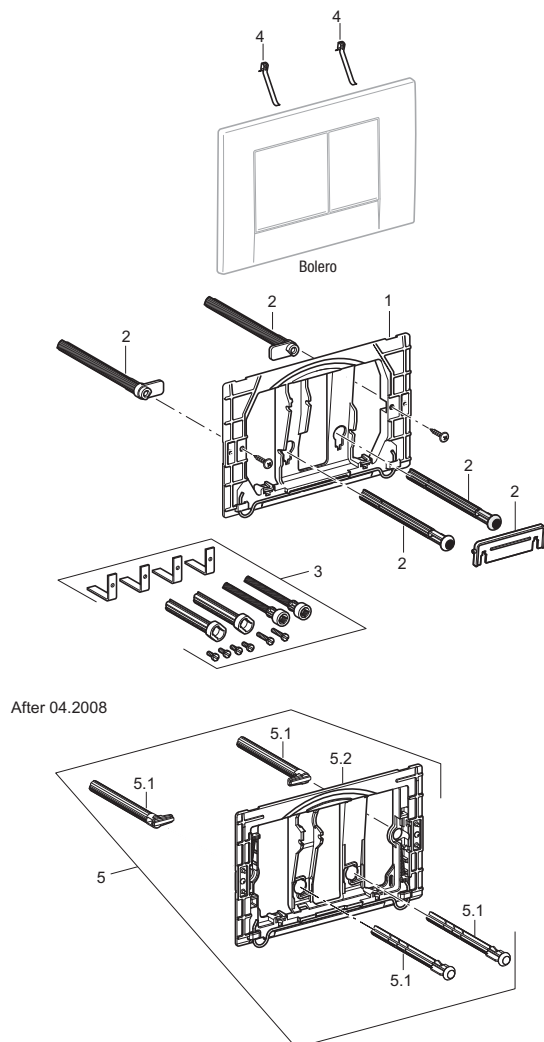


Replacement Parts for Bolero Actuators

115.777



Item No.	Model No.	Description	List Price
1	240.935.00.1	Mounting Frame	\$30.00
2	241.875.00.1	Actuator bolt and rod kit	12.00
3	240.938.00.1	Extension set for actuator plates for Sigma concealed tanks 2x6, 2x4 and Kappa concealed tanks	20.00
4	241.295.00.1	Spring for actuator plate, 10 pcs	9.00
5	241.873.00.1	Conversion kit for tool-free assembly (converts units manufactured prior to 04.01.2008)	26.00
5.1	241.874.00.1	Actuator bolt and rod kit, Tool-free assembly	11.00
5.2	241.876.00.1	Mounting Frame, Tool-free assembly	15.00



Flush Plate and Push Button Actuators

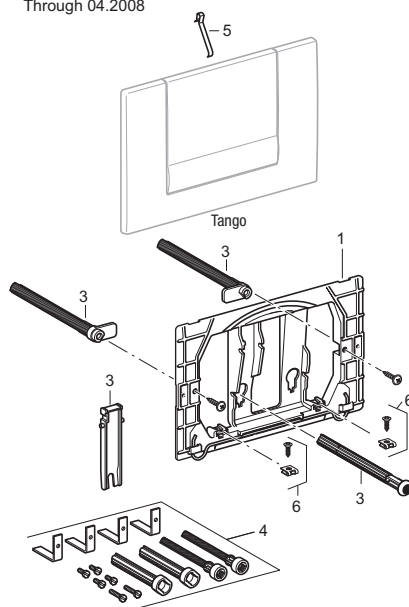
Replacement Parts for Tango Actuators

115.760

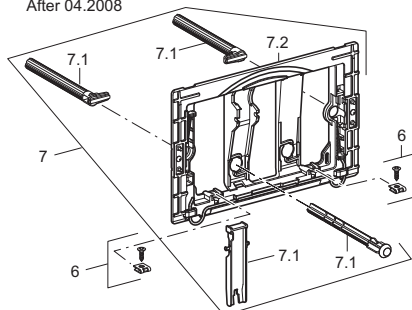


Item Nos.	Model No.	Description	List Price
1	240.935.00.1	Mounting Frame	\$30.00
	—	Mounting Frame (Order Model No. 241.873.00.1)	—
	241.093.00.1	Fastening set for mounting frame	16.00
3	241.875.00.1	Actuator bolt and rod kit	12.00
4	240.938.00.1	Extension set for actuator plates for Sigma concealed tanks 2x6, 2x4 and Kappa concealed tanks	20.00
5	813.514.00.1	Spring for actuator plate	2.00
6	241.877.00.1	Fastening set for mounting frame, Tool-free assembly	48.00
7	241.873.00.1	Conversion kit for tool-free assembly (converts units manufactured prior to 04.01.2008)	26.00
7.1	241.874.00.1	Actuator bolt and rod kit, Tool-free assembly	11.00
7.2	241.876.00.1	Mounting Frame, Tool-free assembly	15.00
	241.878.00.1	Rocker support, Mambo	11.00

Through 04.2008





After 04.2008



Replacement Parts for Hands Free Sigma10 and Mambo Actuator

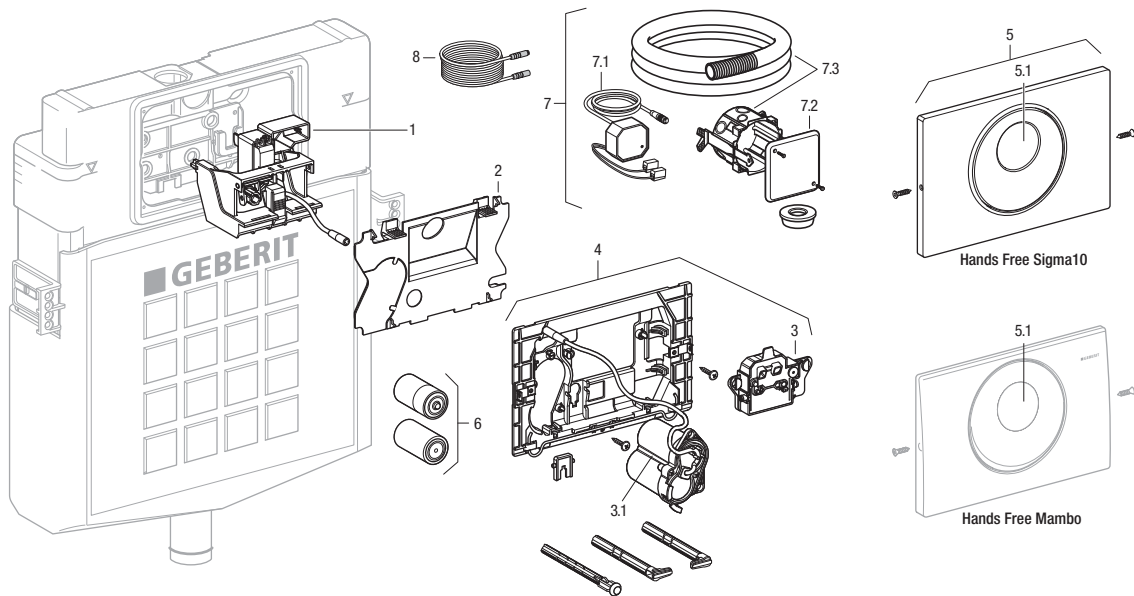
115.891

115.890




Item No.		Model No.	Description	List Price
1	1	241.150.00.1	Lifting device with servo-motor for WC-control	\$156.00
2	2	241.303.00.1	Protection plate for WC-control Sigma10 and Mambo	9.00
3	3	241.476.00.1	Electronic sensor for WC-control	369.00
3.1		242.870.00.1	Battery housing (only for 115.891)	128.00
4	4	242.871.00.1	Mounting frame with battery housing for WC-control	347.00
5	5	242.781.SN.1	IR actuator plate for WC-control Sigma10 and Mambo	185.00
5.1	5.1	241.478.00.1	IR window with adapter for WC-control Sigma10 and Mambo	31.00
6		N/A	2 batteries, LR20 (standard) "D" cells	By others
	7	115.861.00.1	Control installation set	132.00
	7.1	241.149.00.1	Power supply unit	108.00
	7.2	241.161.00.1	Cover for housing for electric socket	11.00
	7.3	241.302.00.1	Housing for electric socket	13.00
	8	241.831.00.1	Extension mains cable	55.00
9	9	242.975.11.1	Flush valve crown (not shown)	5.00

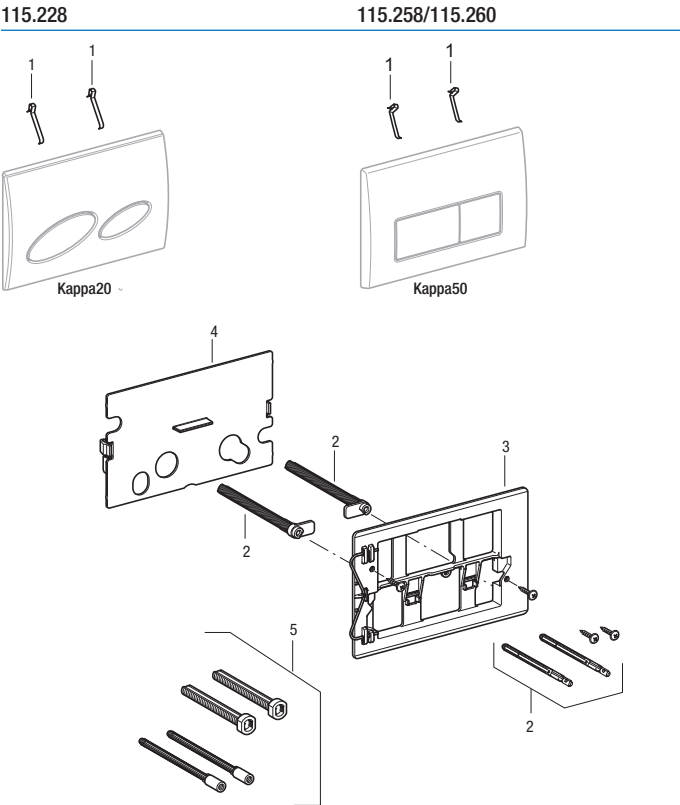
115.891 (Battery/DC)/115.890 (AC)






Flush Plate and Push Button Actuators

Replacement Parts for Kappa Actuators

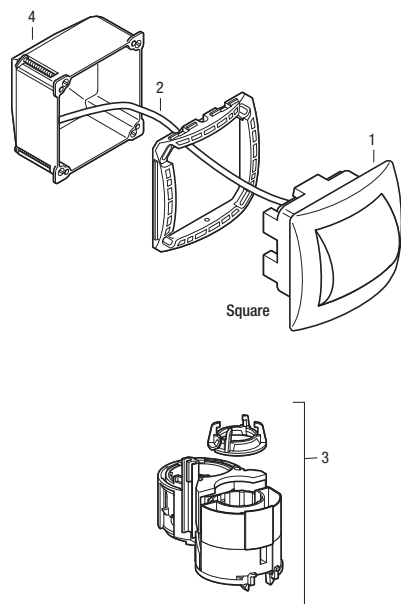
			115.228	115.258	115.260		
							
Item No.			Model No.	Description		List Price	
1	1	1	241.295.00.1	Spring for actuator plate, 10 pcs		\$9.00	
2	2	2	240.639.00.1	Actuator Lever Rod set for Kappa concealed tank		6.00	
3	3	3	240.646.00.1	Mounting frame for Kappa concealed tank/Artline		11.00	
4	4	4	240.206.00.1	Splash guard protection cover for Kappa concealed tank		6.00	
5	5	5	240.938.00.1	Extension set for actuator plates for Sigma concealed tanks 2x6, 2x4 and Kappa concealed tank		20.00	



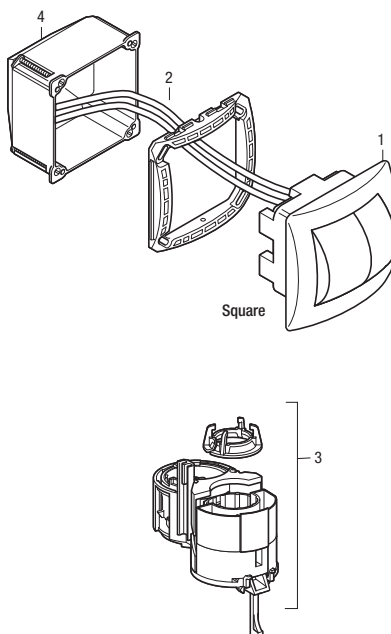
Replacement Parts for Square Actuators

115.941	115.942	115.991			
					
Item Nos.			Model No.	Description	List Price
1		1	240.571.11.1	Push button, single-flush, for Square WC flush control, Alpine White	\$44.00
1		1	240.571.KA.1	Push button, single-flush, for Square WC flush control, Satin Chrome	62.00
	1		240.572.11.1	Push button, dual-flush, for Square WC flush control, Alpine White	48.00
	1		240.572.KA.1	Push button, dual-flush, for Square WC flush control, Matte Chrome	78.00
2		2	256.000.00.1	Pneumatic hose, 137.8" (3.5 m), single-flush	5.00
	2		240.575.00.1	Pneumatic hose, 78.74" (2.0 m), dual-flush	6.00
3			240.573.00.1	Pneumatic lifter, single-flush for use with carriers models 111.335 or 111.336	19.00
	3		240.574.00.1	Pneumatic lifter, dual-flush	24.00
		3	241.335.00.1	Pneumatic lifter, single-flush for use with carriers model 111.728	30.00
4	4	4	240.582.00.1	Concealed housing, Plastic	19.00

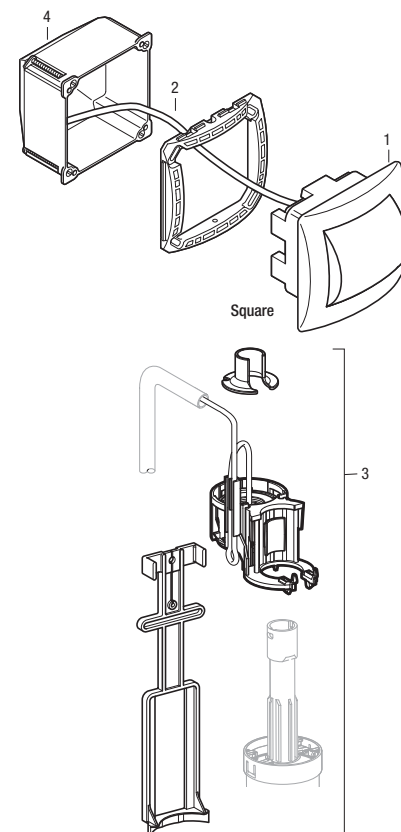
115.941 (Sigma 2x6 or Kappa)



115.942 (Sigma 2x6 or Kappa)



115.991 (Sigma 2x4)



Flush Plate and Push Button Actuators

Replacement Parts for Push Button Actuators

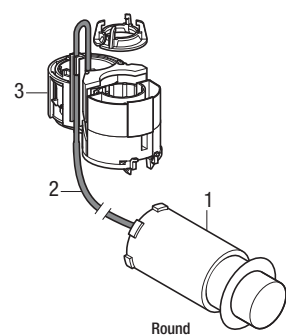
115.114 115.992 115.999 115.932



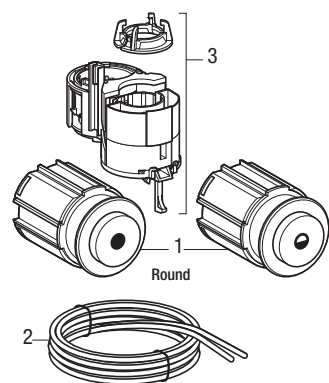
Item No.	Model No.	Description	List Price
1	241.199.11.1	Push button, single-flush, for Round WC flush control, Alpine White	\$48.00
	241.199.21.1	Push button, single-flush, for Round WC flush control, Polished Chrome	53.00
1	115.114.FW.1*	Push button, single-flush, for Round WC flush control, Brushed SS	226.00
	115.992.21.1*	Push button, dual-flush, for Round WC flush control, Polished Chrome	226.00
	115.992.46.1*	Push button, dual-flush, for Round WC flush control, Satin Chrome	226.00
	115.999.21.1*	Push button, dual-flush, for Round WC flush control, Polished Chrome	226.00
	242.849.GH.1	Push button, dual-flush, for Rectangle WC flush control, Brushed Chrome	170.00
	242.849.KA.1	Push button, dual-flush, for Rectangle WC flush control, Polish-Matte	108.00
2	256.000.00.1	Pneumatic hose, 137.8" (3.5 m), single-flush	5.00
2	240.575.00.1	Pneumatic hose, 78.74" (2.0 m), dual-flush	6.00
	242.848.00.1	Pneumatic hose, extension set, dual-flush	24.00
3	240.573.00.1	Pneumatic lifter, single-flush for use with carriers models 111.335 or 111.336	19.00
3	240.574.00.1	Pneumatic lifter, dual-flush	24.00
	242.846.00.1	Pneumatic lifter, dual-flush	24.00
	242.847.00.1	Pneumatic cylinder for WC flush control	24.00
	242.873.00.1	Double pneumatic hose, 197" (5.0 m), dual-flush	6.00

* Includes items 1, 2 and 3

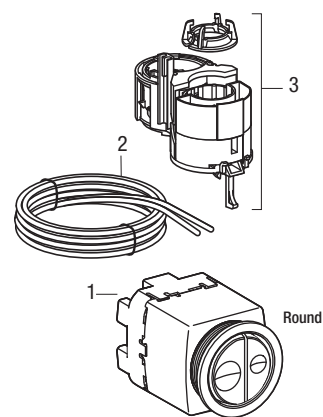
115.114 (Sigma 2x6 or Kappa)



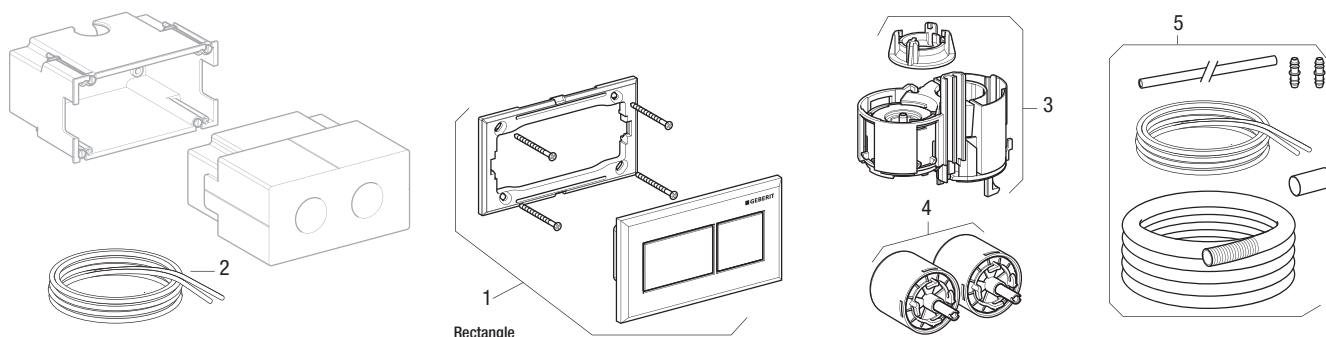
115.992 (Sigma 2x6 or Kappa)







115.999 (Sigma 2x6 or Kappa)

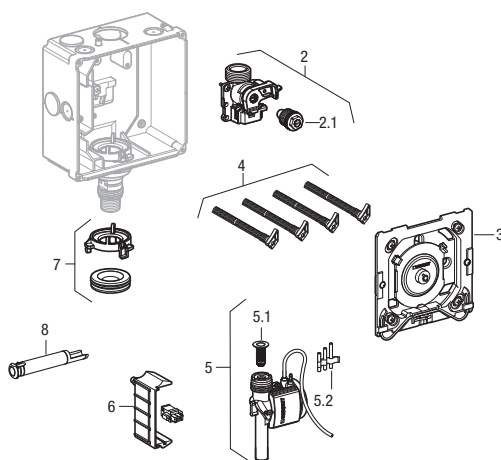
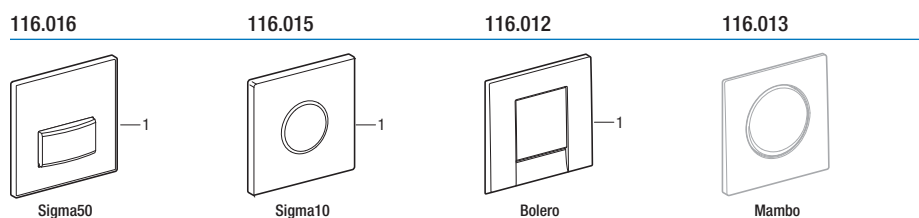


115.932 (Sigma 2x6 or Kappa)







Replacement Parts for Sigma50, Sigma10, Bolero and Mambo Urinal Actuators

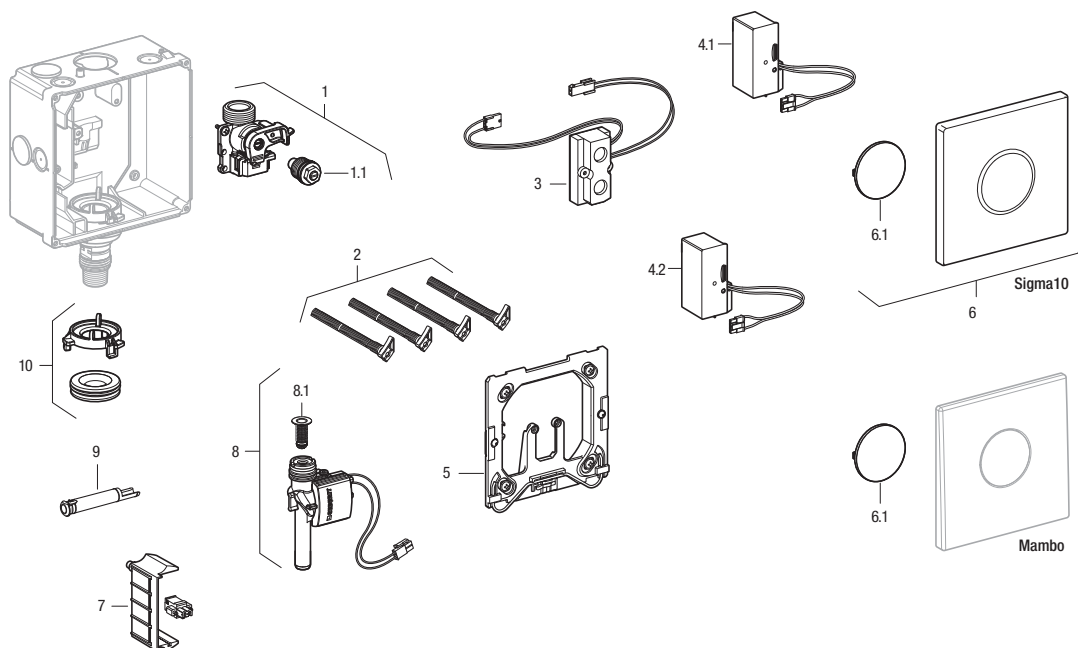
116.016	116.015	116.012	116.013			
						
Item No.				Model No.	Description	List Price
1				242.764.11.1	Actuator plate Sigma50, Alpine White	\$185.00
1				242.764.GH.1	Actuator plate Sigma50, Brushed Chrome	185.00
1				242.764.00.1	Actuator plate Sigma50, Custom	185.00
	1		1	241.915.SN.1	Actuator plate Sigma10/Mambo, Brushed SS	185.00
		1		241.912.11.1	Actuator plate Bolero, Alpine White	30.00
		1		241.912.21.1	Actuator plate Bolero, Polished Chrome	48.00
2	2	2	2	241.934.00.1	Stop valve with throttle, complete	62.00
2.1	2.1	2.1	2.1	241.933.00.1	Regulating screw	21.00
3	3	3	3	241.937.00.1	Pneumatic actuator with mounting frame	62.00
4	4	4	4	241.931.00.1	Distance bolts, set	3.00
5	5	5	5	241.935.00.1	Pneumatic valve	135.00
5.1	5.1	5.1	5.1	241.932.00.1	Basket filter	3.00
5.2	5.2	5.2	5.2	241.936.00.1	Nozzle set red	16.00
6	6	6	6	241.947.00.1	Insulation protection with connection terminal	5.00
7	7	7	7	242.156.00.1	Lip seal flushing pipe	3.00
8	8	8	8	242.484.00.1	Flow limiter for UR-controls	6.00



Flush Plate and Push Button Actuators

Replacement Parts for Hands Free Sigma10 and Mambo Actuator

Item No.	116.035	116.025	116.033	116.023	Model No.	Description	List Price
1					241.934.00.1	Stop valve with throttle, complete	\$62.00
1.1					241.933.00.1	Regulating screw	21.00
2					241.931.00.1	Distance bolts, set	3.00
3					241.941.00.1	Sensor electronics	276.00
4.1					241.945.00.1	Battery housing for UR-control	14.00
					241.944.00.1	Transformer for UR-control	55.00
5					241.943.00.1	Mounting frame for horizontal fixation	21.00
6					241.925.SN.1	Cover plate for UR-control Sigma10/Mambo	185.00
6.1					241.905.00.1	IR window UR-control Sigma10/Mambo	19.00
7					241.947.00.1	Insulation protection with connection terminal	5.00
8					241.946.00.1	Solenoid valve for UR-control	135.00
8.1					241.932.00.1	Basket filter	3.00
9					242.484.00.1	Flow limiter for UR-controls	6.00
10					242.156.00.1	Lip seal flushing pipe	3.00



Geberit Flushing System

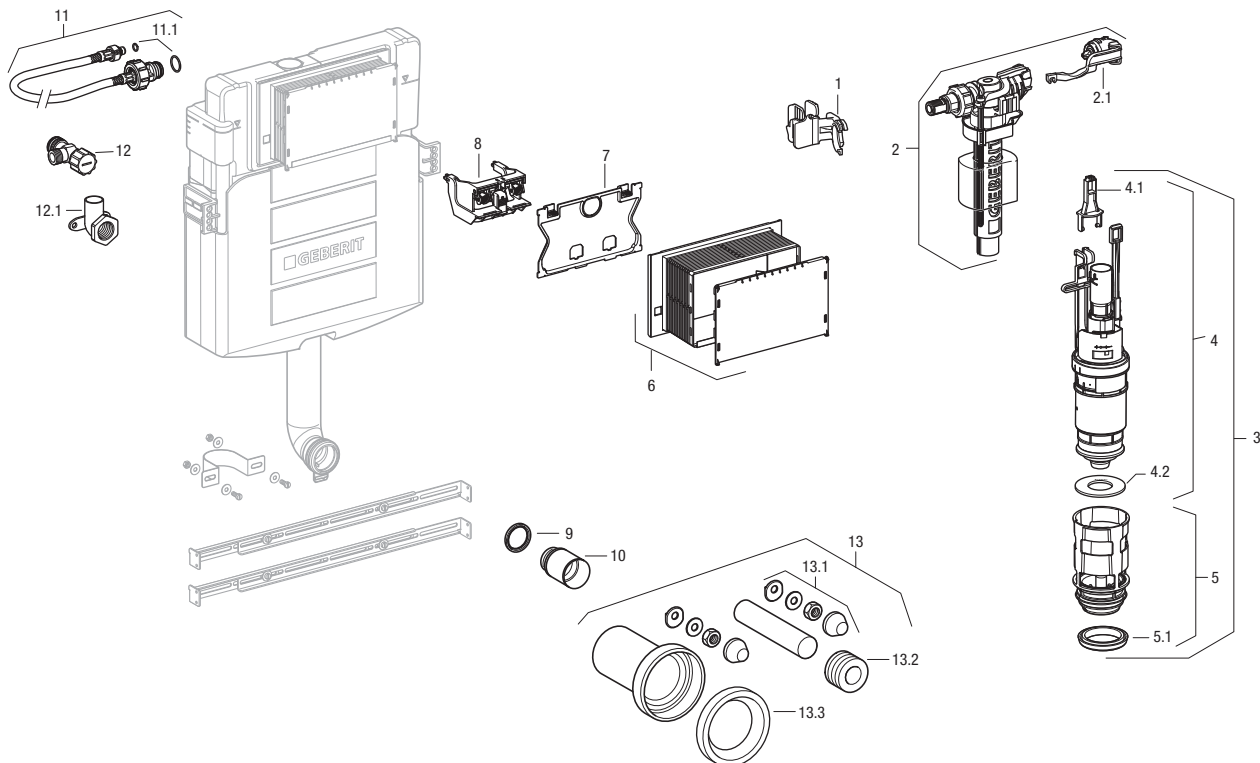


Systems for Floor-Mount, Back Outlet Washdown Toilet

Replacement Parts for Geberit Sigma Concealed Tank 109.304.00.5

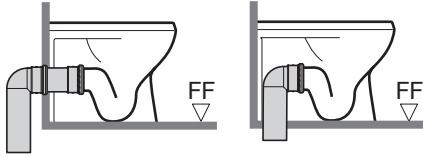
Item No.	Model No.	Description	List Price
1	240.923.00.1	Fixation clip for filling valve	\$6.00
2	241.469.00.1	Filling valve Type 380 for Sigma and Kappa concealed tanks	24.00
2.1	240.771.00.1	Seal kit for filling valve Type 380	11.00
3	241.858.00.1	Dual-flush valve complete with valve seat basket	21.00
4	240.622.00.1	Dual-flush valve for Sigma concealed tank	12.00
4.1	241.167.00.1	Yoke set for flush valves	9.00
4.2	816.418.00.1	Flat gasket for flush valve	2.00
5	241.859.00.1	Valve seat basket and noise bushing for flush valve	10.00
5.1	241.868.00.1	U-cup seal for valve basket	2.00
6	241.826.00.1	Mud guard protection housing for Sigma concealed tanks 2x6 and 2x4, Plastic	11.00
7	242.315.00.1	Splash guard protection cover for Sigma concealed tank 2x6	6.00
8	241.829.00.1	Flush actuator gear box	6.00

Item No.	Model No.	Description	List Price
9	362.771.00.1	Seal for concealed flush pipe, EPDM	\$2.00
10	362.796.92.1	Protection plug, Plastic	5.00
11	240.921.00.1	Connection hose for Sigma concealed tank, 3/8"	14.00
	241.854.00.1	Connection hose for Sigma concealed tank, 3/8" – dezincification resistant	21.00
11.1	240.922.00.1	Seal kit for braided hose, EPDM O-Ring	9.00
12	240.853.00.1	Supply angle Stop (black handle)	14.00
12.1	240.851.00.1	Drop Ear Elbow, Copper	11.00
13	152.404.46.1	Connector set with mounting hardware (bowl installation kit), HDPE; Matte Chrome cover caps	39.00
13.1	217.713.46.1	Cover caps with leveling washer, Plastic, Matte Chrome	5.00
13.2	119.668.00.1	Seal for supply inlet tube, EPDM	2.00
13.3	152.424.00.1	Seal for toilet outlet connector, EPDM	3.00



Replacement Parts for Geberit Sigma Concealed Tank 109.304.00.5







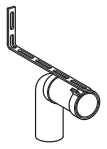
Waste Fitting Discharge Configurations



A. Floor-Mount Rear
Discharge into Wall


B. Floor-Mount Rear
Discharge into Floor

Waste Fittings (Note: Mounting collar/clamp by installer)




Description	Model No.	List Price
 (For A discharge)	366.061.16.1	\$20.00
 (For A discharge)	366.913.16.1	68.00
 (For A discharge)	366.914.16.1	68.00
 (For A discharge)	367.071.18.1	140.00
 (For A discharge)	367.485.16.1	140.00
 (For A discharge)	367.923.16.1	140.00
 (For A or B discharge)	152.647.00.1	105.00

* Mounting collar/clamp by installer




Transformers for AC Power

Description	Model No.	List Price
 Transformer for Mambo AC powered hands free actuator.	115.861.00.1	\$132.00

Cover Plates for use with Push Buttons

	115.765.11.1	171.00
	115.765.46.1	171.00
	115.798.00.1	135.00

Required Accessories for 3.50\"-7.00\" (9–18 cm) Finished Wall Thickness

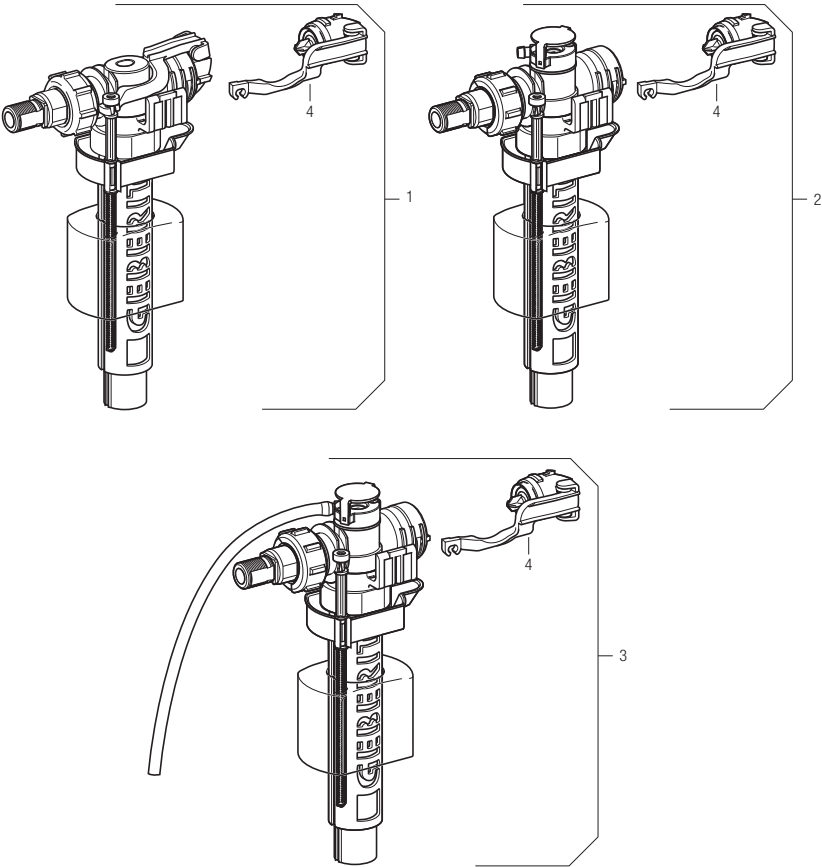
	241.826.00.1	11.00
	240.938.00.1	20.00
	152.438.46.1	51.00

Flushing and Filling Valves

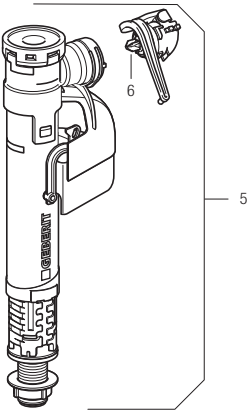
Replacement Parts for Filling Valve Type 380 and Type 360

Filling valve Type 380		Filling valve Type 360	
Item No.	Model No.	Description	List Price
1	240.700.00.1	Filling valve Type 380 for exposed tanks (replacement)	\$24.00
2	241.469.00.1	Filling valve Type 380 for Sigma and Kappa concealed tanks	24.00
3	241.470.00.1	Filling valve Type 380 for Sigma concealed tanks w/ refill (replacement)	26.00
4	240.771.00.1	Seal kit for filling valve Type 380	11.00
5	271.227.00.1	Filling valve Type 360 15/16" UNF w/o refill (replacement)	50.00
6	241.813.00.1	Seal kit for filling valve Type 360	11.00

Filling Valve Type 380



Filling Valve Type 360



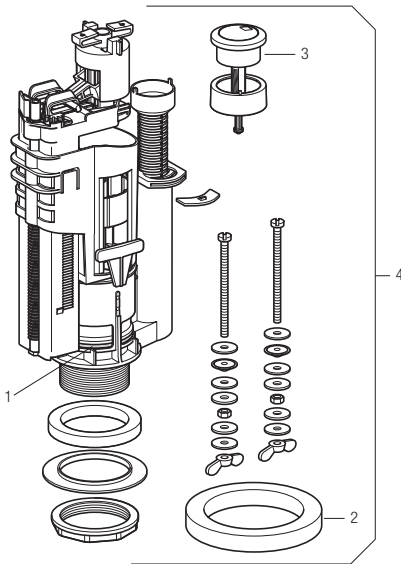
Replacement Parts for Flushing Valves Type 280 and Type 250*

Flushing valve Type 280* Dual-flush	Flushing valve Type 280* Single-flush	Flushing valve Type 250*† Dual-flush			
Item No.			Model No.	Description	List Price
1	1	1	816.418.00.1	Flat gasket for flush valve	\$2.00
2	2		813.812.00.1	Gasket	9.00
3			241.800.KD.1	Flushing valve Type 280* actuator button, dual-flush	12.00
4			282.350.KD.1	Flushing valve Type 280* dual-flush valve (replacement)	50.00
	5		241.820.21.1	Flushing valve Type 280* actuator button, single-flush	12.00
	6		282.050.21.1	Flushing valve Type 280* single-flush valve (replacement)	50.00

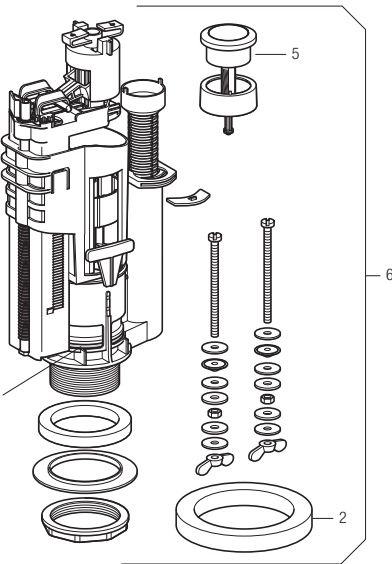
* Formerly called Impuls280 and Impuls250. Note: Impuls was previously known as Twico.

† For Flushing valve Type 250*, the only spare part available is item #1. If other parts are needed, a complete Flushing valve Type 280* (item #4) must be ordered.

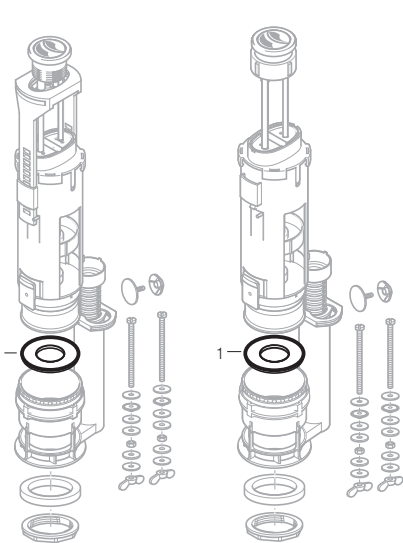
Flushing Valve Type 280* Dual-flush



Flushing Valve Type 280* Single-flush



Flushing Valve Type 250*† Dual-flush



Geberit Monolith System for Floor-Mount Toilets



Geberit Monolith

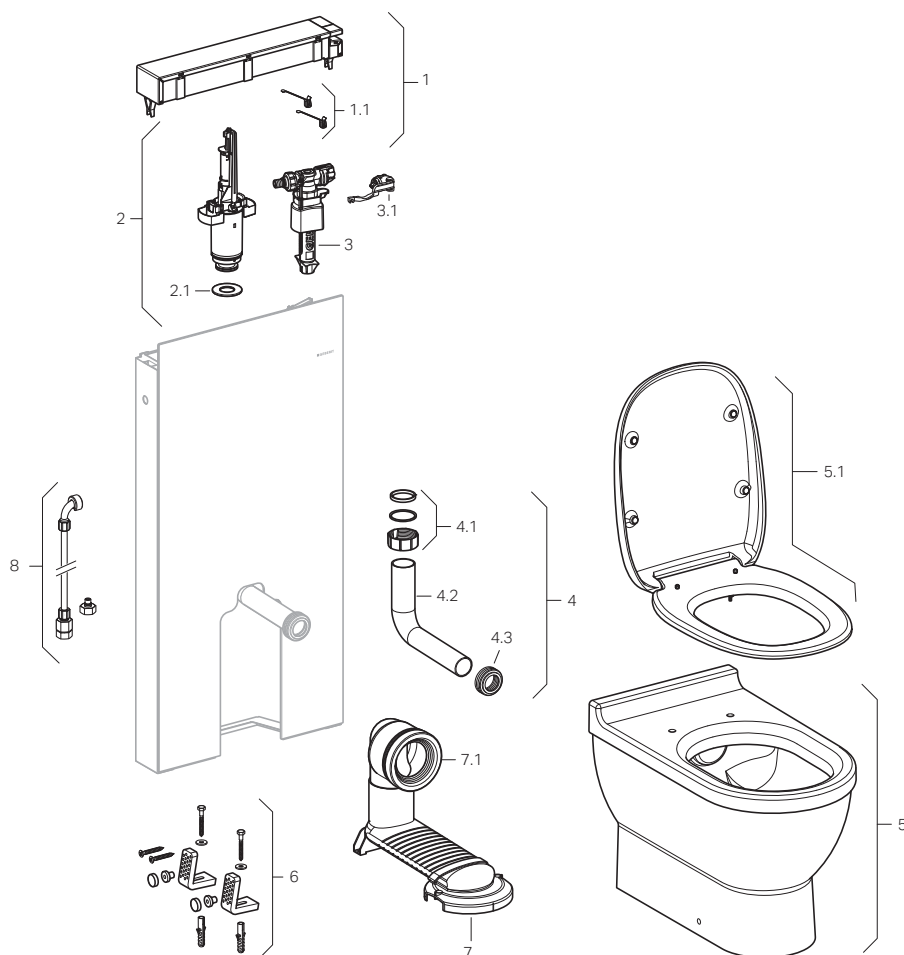
System for Floor-Mount Toilets

Replacement Parts for Geberit Monolith

Item No.	Model No.	Description	List Price
1	242.743.IW.1	Dual-Flush Tank Lid	\$40.00
1.1	242.486.00.1	Spring set for Tank Lid (2)	11.00
2	242.389.00.1	Flush valve 6/3L	24.00
2.1	816.418.00.1	Flat gasket for flush valve	2.00
3	241.469.00.1	Filling valve Type 380*	24.00
3.1	240.771.00.1	Seal kit for filling valve Type 380	11.00
4	242.390.11.1	Flush bend	22.00
4.1	240.431.11.1	Compression nut and seal	5.00
4.2	118.006.11.1	Flush bend d50/44 390x350 Alpine White	15.00
4.3	119.668.00.1	Seal for supply inlet tube, EPDM	2.00

Item No.	Model No.	Description	List Price
5	131.128.11.1	Starck3 Elongated Ceramic Bowl for Monolith, Contact Geberit Duravit 215809	
5.1	131.142.11.1	Starck3 Elongated Seat and Lid, Contact Geberit Duravit 006339	
6	242.745.00.1	Mounting hardware set for Stark 3 ceramic bowl	\$10.00
7	131.127.29.1	Connection set w/S-Bend ABS AB20-40	53.00
7.1	152.424.00.1	Seal for toilet outlet connector, EPDM	3.00
8	242.933.00.1	Supply hose	14.00
9	242.934.00.1	Stop Valve, 1/4 turn (not shown)	14.00

* Formerly called Impuls380



Geberit Monolith System for Wall-Hung Toilets

Geberit Monolith

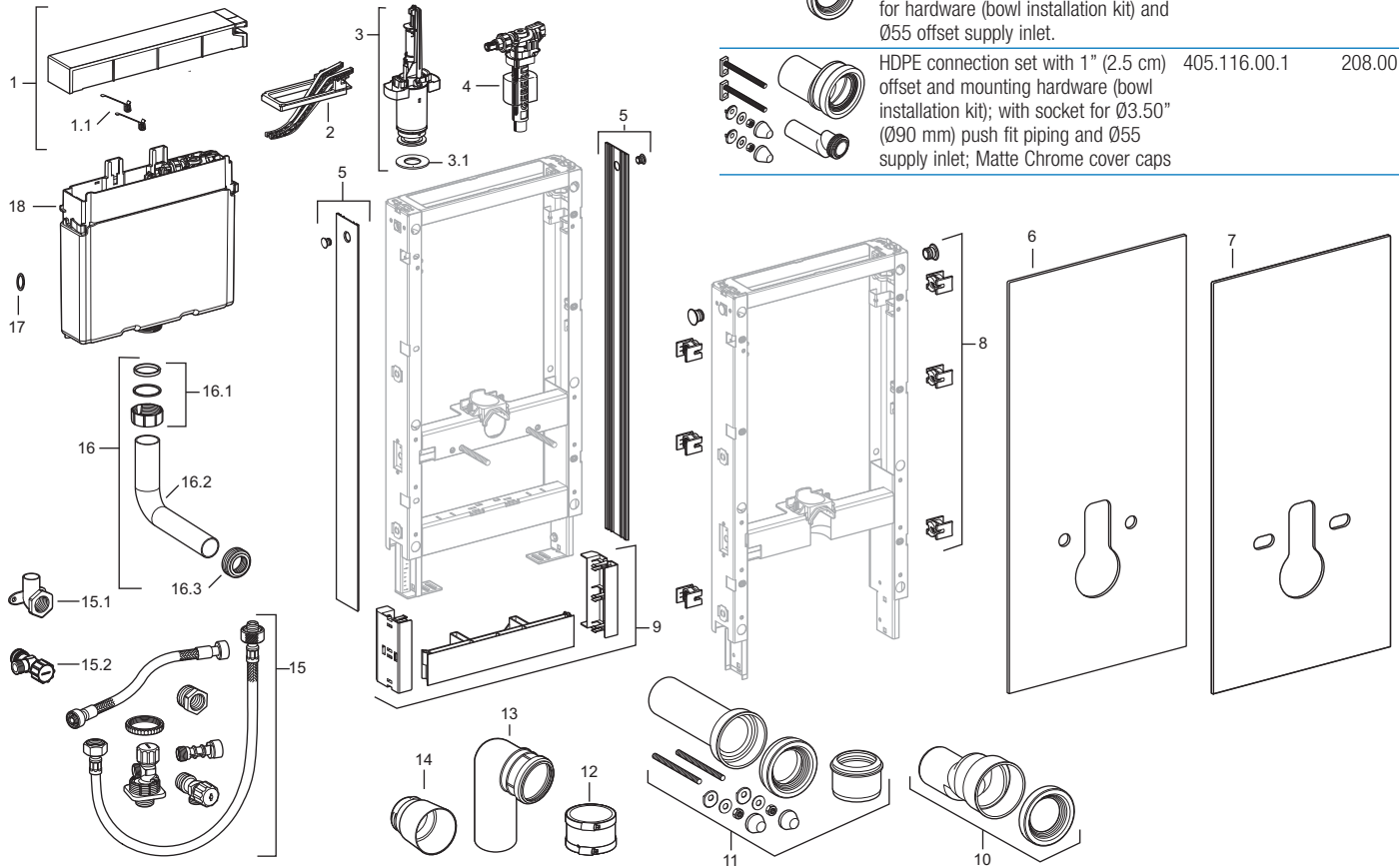


System for Wall-Hung Toilets

Replacement Parts for Geberit Monolith

Item No.	Model No.	Description	List Price
1	242.386.TA.1	Dual-Flush Tank Lid	\$120.00
1.1	242.486.00.1	Spring set for Tank Lid (2)	11.00
2	242.387.00.1	Dual-flush lever	8.00
3	242.389.00.1	Flush valve 6/3L	24.00
3.1	816.418.00.1	Flat gasket for flush valve	2.00
4	241.469.00.1	Filling valve Type 380*	24.00
5	242.385.TA.1	Side cladding set, brushed aluminum	108.00
6	242.383.SF.1	Front glass cladding W-h 180 mm centers, White	246.00
6	242.383.SG.1	Front glass cladding W-h 180 mm centers, Black	246.00
7	242.530.SF.1	Front glass cladding W-h 180/230 mm centers, White	246.00
7	242.530.SG.1	Front glass cladding W-h 180/230 mm centers, Black	246.00
8	242.480.00.1	Mounting hardware set for glass cladding	17.00
9	242.391.94.1	Base parts	27.00
10	131.085.11.1	Offset connection set	18.00
11	131.084.16.1	Connection set	24.00
12	240.782.00.1	Flexible Coupling for pipes	62.00
13	366.061.16.1	HDPE waste fitting outlet bend, 1 x 90° bend with socket for Ø3.50" (Ø90 mm) push fit piping and Ø3.50" (Ø90 mm) outlet	20.00
14	366.820.92.1	Protection plug, Plastic	4.00

* Formerly called Impuls380



Item No.	Model No.	Description	List Price
15	131.074.00.1	SS braided supply hose and fittings	\$61.00
15.1	240.851.00.1	Drop Ear Elbow, Copper	11.00
15.2	240.853.00.1	Supply angle Stop (black handle)	14.00
16	242.390.11.1	Flush bend	22.00
16.1	240.431.11.1	Compression nut and seal	5.00
16.2	118.006.11.1	Flush bend d50/44 390x350 Alpine White	15.00
16.3	119.668.00.1	Seal for supply inlet tube, EPDM	2.00
17	241.487.00.1	O-ring of EPDM reinforced braided hose	14.00
18	242.740.00.1	Tank (Complete)	246.00

Optional Accessories

Mounting Accessories for Geberit Monolith

Description	Model No.	List Price
Support brackets for wall-hung toilets with small contact surface (thin profiles)	131.105.00.1	41.00

Bowl Connection Sets and Accessories

PP connection set with 1" (2.5 cm) offset and socket for Ø3.50" (Ø90 mm) push fit piping. Order with 405.116.00.1 for hardware (bowl installation kit) and Ø55 offset supply inlet.	131.085.00.1	18.00
HDPE connection set with 1" (2.5 cm) offset and mounting hardware (bowl installation kit); with socket for Ø3.50" (Ø90 mm) push fit piping and Ø55 supply inlet; Matte Chrome cover caps	405.116.00.1	208.00

Geberit
Bath Waste & Overflow
Systems





Geberit TurnControl, PushControl and Cascading Tub Filler Bath Waste and Overflow Systems



Replacement Parts and Kits (See page 42 for Item drawings)

Item No.	Description	Model No.	List Price
1	TurnControl Overflow/Drain Service Kit	242.767.00.1	\$27.00
2	Brass Tee Assembly	241.632.00.1	53.00
3	Chicago Code Brass Tee Assembly	241.766.00.1	53.00
4	PushControl Overflow/Drain Service Kit	242.768.00.1	17.00
5	PushControl Trim Service Kits		
	Metal Polished Chrome	241.726.21.1	110.00
	ForeverShine™ PVD Brushed Nickel	241.726.ID.1	160.00
	Plastic Polished Chrome	241.725.21.1	70.00
6	Cascading Tub Filler Service Kit	242.769.00.1	17.00
7	Faucet Housing	241.635.00.1	83.00
8	Check Valve Kit	240.736.00.1	8.00
9	Cascading Tub Filler Trim Service Kits		
	Metal Polished Chrome	242.776.00.1	41.00
	ForeverShine™ PVD Brass	242.776.GG.1	45.00
	ForeverShine™ PVD Brushed Nickel	242.776.ID.1	65.00
9.1	Stream Former Kit	240.735.00.1	20.00
10	Vacuum Breaker WATTS Model No. 288A	—	—
11	See TurnControl Traditional Metal Handles table below		
12	See TurnControl Euro Metal Handles table below		
13	See TurnControl Traditional Plastic Handles table in next column		
14	See TurnControl Euro Plastic Handles table in next column		
15	See Plunger Assemblies table in next column		
16	TurnControl Handle/Plunger Service Kit	242.777.00.1	18.00

TurnControl Metal Handles (See page 42 for Item drawings)

Finish	Item No. 11 Traditional Model No.	 List Price	Item No. 12 Euro Model No.	 List Price
Polished Chrome	240.702.21.1	\$60.00	241.779.21.1	\$60.00
Hard Coat Oil Rubbed Bronze	240.702.HM.1	110.00	241.779.HM.1	100.00
ForeverShine™ PVD Polished Nickel	240.702.IB.1	94.00	241.779.IB.1	85.00
ForeverShine™ PVD Polished Nickel	240.702.ID.1	94.00	241.779.ID.1	85.00
Gold	240.702.45.1	115.00		
Unfinished Brass	240.702.50.1	75.00		
Antique Brass	240.702.97.1	85.00		
Old Silver Pewter	240.702.98.1	85.00		
Satin Brass	240.702.CH.1	85.00		
Black	240.702.EK.1	100.00		
Satin Chrome	240.702.FT.1	85.00		
ForeverShine™ PVD Brass	240.702.GG.1	85.00		
ForeverShine™ PVD Pearl Nickel	240.702.HD.1	100.00		
ForeverShine™ PVD Satin Sheen	240.702.HI.1	85.00		
ForeverShine™ PVD Platinum	240.702.HJ.1	100.00		

TurnControl Plastic Handles (See page 42 for Item drawings)

Finish	Item No. 13 Traditional Model No.	 List Price	Item No. 14 Euro Model No.	 List Price
Alpine White	241.628.11.1	\$40.00		
Gold	241.628.45.1	80.00		
Polished Chrome	241.628.21.1	40.00	241.776.21.1	\$40.00
Bone	241.628.AA.1	40.00		
White	241.628.DY.1	40.00		
Biscuit	241.628.FF.1	40.00		
ForeverShine™ PVD Brass	241.628.GG.1	80.00		

Plunger Assemblies (See page 42 for Item drawings)

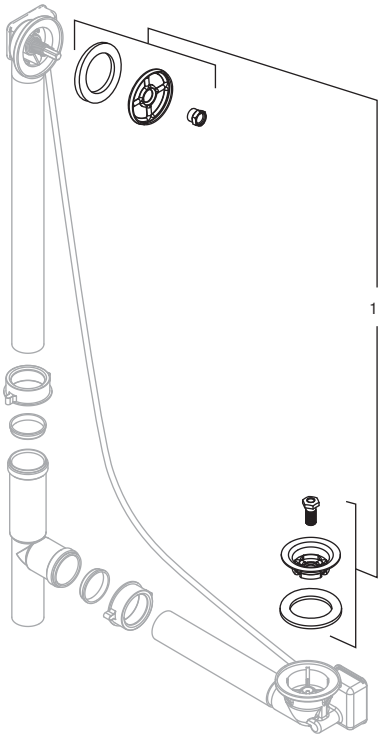
Item No.	Description	Model No.	List Price
15	Metal Polished Chrome	241.728.21.1	\$30.00
	Gold	241.728.45.1	50.00
	Antique Brass	241.728.97.1	36.00
	Old Silver Pewter	241.728.98.1	36.00
	Satin Brass	241.728.CH.1	36.00
	Black	241.728.EK.1	42.00
	Satin Chrome	241.728.FT.1	36.00
	ForeverShine™ PVD Brass	241.728.GG.1	36.00
	ForeverShine™ PVD Pearl Nickel	241.728.HD.1	42.00
	ForeverShine™ PVD Satin Sheen	241.728.HI.1	36.00
	ForeverShine™ PVD Platinum	241.728.HJ.1	42.00
	Hard Coat Oil Rubbed Bronze	241.728.HM.1	55.00
	ForeverShine™ PVD Polished Nickel	241.728.IB.1	40.00
	ForeverShine™ PVD Brushed Nickel	241.728.ID.1	40.00
	Plastic Alpine White	241.727.11.1	25.00
	Polished Chrome	241.727.21.1	30.00
	Gold	241.727.45.1	50.00
	Bone	241.727.AA.1	25.00
	White	241.727.DY.1	25.00
	Biscuit	241.727.FF.1	25.00
	ForeverShine™ PVD Brass	241.727.GG.1	36.00

Note: ForeverShine™ finishes ensure the quality and look of your Geberit BWO will last a lifetime. Geberit offers a limited lifetime warranty on ForeverShine™ products installed in residential applications.

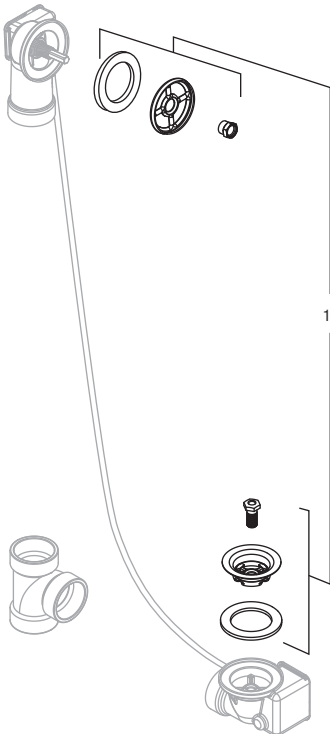
Note for customers in Canada: To inquire about Geberit Bath Waste & Overflow Systems, contact Dobbin Sales at 905.264.5465 or info@dobbinsales.com. For all other Geberit products, go to our Locator at geberit.us.

Geberit TurnControl, PushControl and Cascading Tub Filler Bath Waste and Overflow Systems

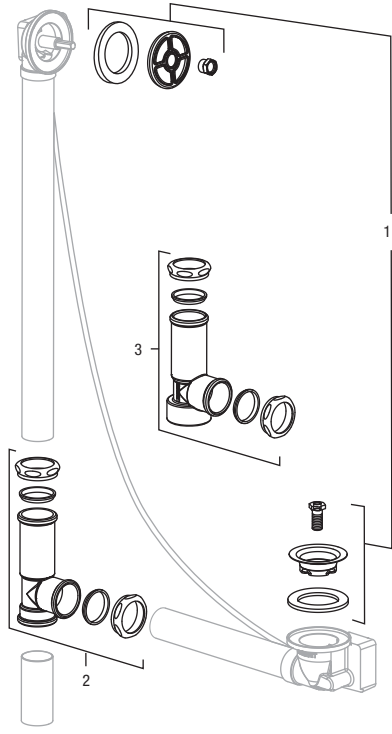
Tubular Plastic



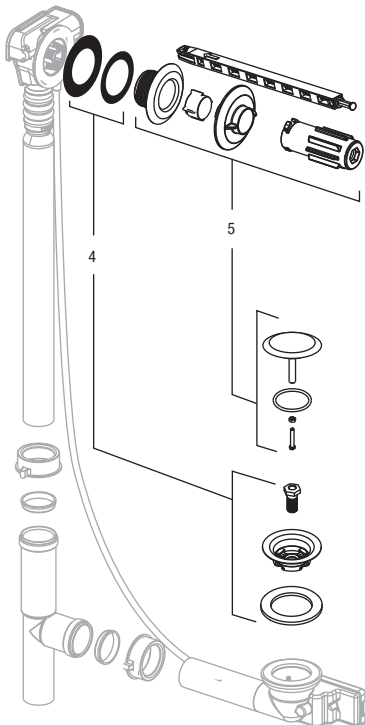
ABS/PVC



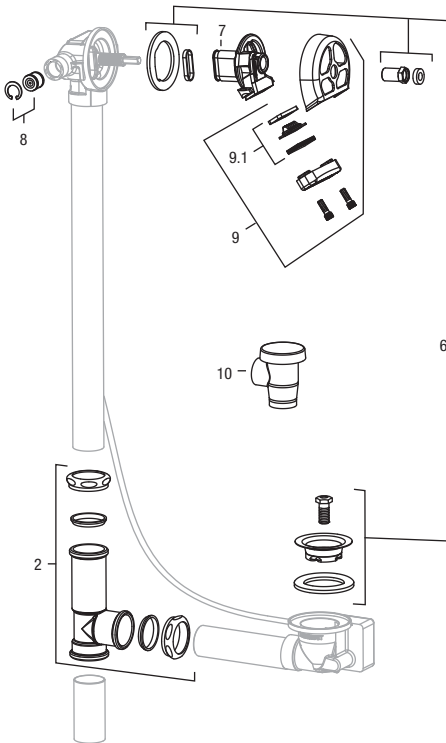
Tubular Brass



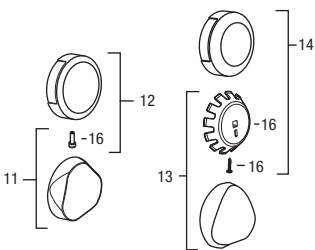
PushControl



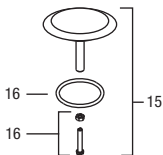
Cascading Tub Filler



TurnControl Handle Parts



Plungers Parts



16 Replacement Parts Kit



Appendix

Model No.	List Price	Model No.	List Price	Model No.	List Price	Model No.	List Price
111.815.00.1	\$31.00	115.796.GH.1	\$389.00	240.571.KA.1	\$62.00	241.628.11.1	\$40.00
111.815.00.1	31.00	115.798.00.1	135.00	240.572.11.1	48.00	241.628.21.1	40.00
111.835.00.1	31.00	115.861.00.1	132.00	240.572.KA.1	78.00	241.628.45.1	80.00
111.847.00.1	41.00	115.890.SN.5	800.00	240.573.00.1	19.00	241.628.AA.1	40.00
111.863.00.1	471.00	115.891.SN.5	800.00	240.574.00.1	24.00	241.628.DY1	40.00
111.867.00.1	62.00	115.932.GH.1	226.00	240.575.00.1	6.00	241.628.FF.1	40.00
111.868.00.1	105.00	115.932.KA.1	143.00	240.582.00.1	19.00	241.628.GG.1	80.00
111.869.00.1	31.00	115.941.11.1	94.00	240.622.00.1	12.00	241.632.00.1	53.00
111.887.00.1	12.00	115.941.KA.1	143.00	240.629.00.1	21.00	241.635.00.1	83.00
111.892.00.1	4.00	115.942.11.1	110.00	240.637.00.1	34.00	241.670.00.1	16.00
115.114.11.1	94.00	115.942.KA.1	143.00	240.638.00.1	24.00	241.725.21.1	70.00
115.114.21.1	110.00	115.992.21.1	226.00	240.639.00.1	6.00	241.726.21.1	110.00
115.114.FW.1	226.00	115.992.46.1	226.00	240.646.00.1	11.00	241.726.ID.1	160.00
115.151.00.1	332.00	115.999.21.1	226.00	240.700.00.1	24.00	241.727.11.1	25.00
115.222.11.1	67.00	116.012.11.1	299.00	240.702.21.1	60.00	241.727.21.1	30.00
115.222.21.1	121.00	116.012.21.1	299.00	240.702.45.1	115.00	241.727.45.1	50.00
115.222.46.1	121.00	116.015.SN.1	345.00	240.702.50.1	75.00	241.727.AA.1	25.00
115.258.00.1	229.00	116.016.00.5	506.00	240.702.97.1	85.00	241.727.DY.1	25.00
115.260.11.1	229.00	116.016.11.5	506.00	240.702.98.1	85.00	241.727.FF.1	25.00
115.260.21.1	229.00	116.016.GH.5	700.00	240.702.CH.1	85.00	241.727.GG.1	36.00
115.333.11.1	67.00	116.025.SN.1	800.00	240.702.EK.1	100.00	241.728.21.1	30.00
115.333.46.1	121.00	116.035.SN.1	800.00	240.702.FT.1	85.00	241.728.45.1	50.00
115.620.FW.1	625.00	116.090.SG.1	1,350.00	240.702.GG.1	85.00	241.728.97.1	36.00
115.620.SI.1	550.00	116.090.SM.1	1,350.00	240.702.HD.1	100.00	241.728.98.1	36.00
115.620.SJ.1	550.00	116.091.SG.1	1,350.00	240.702.HI.1	85.00	241.728.CH.1	36.00
115.620.SQ.1	550.00	116.091.SM.1	1,350.00	240.702.HJ.1	100.00	241.728.EK.1	42.00
115.625.FW.1	625.00	118.006.11.1	15.00	240.702.HM.1	110.00	241.728.FT.1	36.00
115.625.SI.1	550.00	119.668.00.1	2.00	240.702.IB.1	94.00	241.728.GG.1	36.00
115.625.SJ.1	550.00	119.669.00.1	3.00	240.702.ID.1	94.00	241.728.HD.1	42.00
115.625.SQ.1	550.00	131.074.00.1	61.00	240.735.00.1	20.00	241.728.HI.1	36.00
115.680.11.1	85.00	131.084.16.1	24.00	240.736.00.1	8.00	241.728.HJ.1	42.00
115.680.21.1	116.00	131.085.00.1	18.00	240.771.00.1	11.00	241.728.HM.1	55.00
115.760.11.1	224.00	131.085.11.1	18.00	240.782.00.1	62.00	241.728.IB.1	40.00
115.760.21.1	224.00	131.105.00.1	41.00	240.839.00.1	52.00	241.728.ID.1	40.00
115.760.46.1	224.00	131.127.29.1	53.00	240.851.00.1	11.00	241.766.00.1	53.00
115.760.HM.1	378.00	131.128.11.1	Contact Geberit	240.853.00.1	14.00	241.776.21.1	40.00
115.760.IB.1	378.00	131.142.11.1	Contact Geberit	240.921.00.1	14.00	241.779.21.1	60.00
115.760.ID.1	378.00	152.404.11.1	39.00	240.922.00.1	9.00	241.779.HM.1	100.00
115.765.11.1	171.00	152.404.46.1	39.00	240.923.00.1	6.00	241.779.IB.1	85.00
115.765.46.1	171.00	152.424.00.1	3.00	240.935.00.1	30.00	241.779.ID.1	85.00
115.770.11.5	81.00	152.438.46.1	51.00	240.938.00.1	20.00	241.800.KD.1	12.00
115.770.21.5	110.00	152.489.16.1	25.00	241.059.00.1	14.00	241.803.00.1	14.00
115.770.46.5	110.00	152.647.00.1	105.00	241.066.00.1	14.00	241.805.00.1	12.00
115.770.FR.5	81.00	152.682.00.1	3.00	241.067.16.1	12.00	241.813.00.1	11.00
115.777.11.1	110.00	152.693.00.1	3.00	241.093.00.1	16.00	241.820.21.1	12.00
115.777.21.1	142.00	152.796.00.1	3.00	241.149.00.1	108.00	241.826.00.1	11.00
115.777.46.1	142.00	152.950.11.1	32.00	241.150.00.1	156.00	241.829.00.1	6.00
115.778.ID.1	225.00	152.983.00.1	32.00	241.161.00.1	11.00	241.831.00.1	55.00
115.778.KH.1	167.00	152.984.00.1	32.00	241.167.00.1	9.00	241.854.00.1	21.00
115.778.KJ.1	116.00	156.050.00.1	16.00	241.199.11.1	48.00	241.857.00.1	4.00
115.778.KM.1	143.00	216.179.00.1	3.00	241.199.21.1	53.00	241.858.00.1	21.00
115.778.SN.1	226.00	217.713.11.1	5.00	241.286.00.1	5.00	241.859.00.1	10.00
115.781.ID.1	260.00	217.713.46.1	5.00	241.290.00.1	32.00	241.868.00.1	2.00
115.781.SN.1	260.00	240.027.46.1	6.00	241.291.00.1	2.00	241.873.00.1	26.00
115.787.SN.5	260.00	240.172.00.1	24.00	241.292.00.1	5.00	241.874.00.1	11.00
115.788.00.5	334.00	240.189.00.1	4.00	241.293.00.1	4.00	241.875.00.1	12.00
115.788.11.5	334.00	240.206.00.1	6.00	241.295.00.1	9.00	241.876.00.1	15.00
115.788.DW.5	334.00	240.269.00.1	17.00	241.302.00.1	13.00	241.877.00.1	48.00
115.788.GH.5	431.00	240.298.00.1	13.00	241.303.00.1	9.00	241.878.00.1	11.00
115.788.SC.5	431.00	240.306.00.1	2.00	241.335.00.1	30.00	241.899.00.1	50.00
115.788.SD.5	431.00	240.315.00.1	24.00	241.469.00.1	24.00	241.905.00.1	19.00
115.788.SE.5	431.00	240.347.00.1	4.00	241.470.00.1	26.00	241.912.11.1	30.00
115.788.SQ.5	431.00	240.431.11.1	5.00	241.476.00.1	369.00	241.912.21.1	48.00
115.792.GH.1	556.00	240.533.00.1	12.00	241.478.00.1	31.00	241.915.SN.1	185.00
115.795.21.1	167.00	240.571.11.1	44.00	241.487.00.1	14.00	241.925.SN.1	185.00

Appendix

Model No.	List Price	Model No.	List Price
241.930.00.1	\$17.00	242.743.IW.1	\$40.00
241.931.00.1	3.00	242.745.00.1	10.00
241.932.00.1	3.00	242.764.00.1	185.00
241.933.00.1	21.00	242.764.11.1	185.00
241.934.00.1	62.00	242.764.GH.1	185.00
241.935.00.1	135.00	242.767.00.1	27.00
241.936.00.1	16.00	242.768.00.1	17.00
241.937.00.1	62.00	242.769.00.1	17.00
241.941.00.1	276.00	242.776.00.1	41.00
241.943.00.1	21.00	242.776.GG.1	45.00
241.944.00.1	55.00	242.776.ID.1	65.00
241.945.00.1	14.00	242.777.00.1	18.00
241.946.00.1	135.00	242.781.SN.1	185.00
241.947.00.1	5.00	242.813.00.1	185.00
242.009.00.1	10.00	242.813.FW.1	185.00
242.010.00.1	5.00	242.813.SI.1	156.00
242.012.00.1	4.00	242.813.SJ.1	156.00
242.039.00.1	69.00	242.813.SQ.1	156.00
242.045.00.1	14.00	242.814.00.1	31.00
242.046.00.1	11.00	242.819.00.1	12.00
242.047.00.1	26.00	242.820.00.1	185.00
242.048.00.1	20.00	242.822.00.1	10.00
242.156.00.1	3.00	242.823.00.1	55.00
242.232.00.1	61.00	242.824.00.1	39.00
242.233.00.1	41.00	242.825.00.1	10.00
242.269.00.1	16.00	242.826.00.1	10.00
242.314.00.1	39.00	242.846.00.1	24.00
242.315.00.1	6.00	242.847.00.1	24.00
242.316.00.1	6.00	242.848.00.1	24.00
242.317.00.1	14.00	242.849.GH.1	170.00
242.318.00.1	41.00	242.849.KA.1	108.00
242.383.SF.1	246.00	242.870.00.1	128.00
242.383.SG.1	246.00	242.871.00.1	347.00
242.385.TA.1	108.00	242.873.00.1	6.00
242.386.TA.1	120.00	242.886.00.1	10.00
242.387.00.1	8.00	242.888.00.1	10.00
242.389.00.1	24.00	242.920.00.1	5.00
242.390.11.1	22.00	242.933.00.1	14.00
242.391.94.1	27.00	242.934.00.1	14.00
242.414.00.1	17.00	242.975.11.1	5.00
242.415.00.1	16.00	249.801.00.1	101.00
242.416.00.1	16.00	256.000.00.1	5.00
242.417.00.1	9.00	271.227.00.1	50.00
242.418.00.1	6.00	282.050.21.1	50.00
242.420.00.1	6.00	282.350.KD.1	50.00
242.424.00.1	156.00	362.771.00.1	2.00
242.480.00.1	17.00	362.790.00.1	2.00
242.484.00.1	6.00	362.796.92.1	5.00
242.486.00.1	11.00	366.061.16.1	20.00
242.516.00.1	24.00	366.820.92.1	4.00
242.530.SF.1	246.00	366.887.16.1	31.00
242.530.SG.1	246.00	366.913.16.1	68.00
242.576.00.1	17.00	366.914.16.1	68.00
242.579.00.1	24.00	367.071.18.1	140.00
242.582.00.1	108.00	367.485.16.1	140.00
242.583.00.1	13.00	367.923.16.1	140.00
242.584.00.1	77.00	387.282.00.1	5.00
242.588.00.1	19.00	405.116.00.1	208.00
242.617.00.1	43.00	465.034.00.1	34.00
242.618.SG.1	763.00	813.514.00.1	2.00
242.618.SM.1	763.00	813.812.00.1	9.00
242.658.00.1	39.00	816.418.00.1	2.00
242.740.00.1	246.00	853.614.92.1	5.00

Limited Warranty

LIMITED WARRANTY – The Company offers limited warranties regarding certain of its products. Such limited warranties can be found in the Company's catalogs and on its website at → [geberit.us](https://www.geberit.us). **THE COMPANY SHALL NOT BE LIABLE TO BUYER, OR TO ANYONE CLAIMING UNDER BUYER, FOR ANY OTHER OBLIGATIONS OR LIABILITIES, INCLUDING, BUT NOT LIMITED TO, OBLIGATIONS OR LIABILITIES ARISING OUT OF BREACH OF CONTRACT OR WARRANTY, NEGLIGENCE OR OTHER TORT OR ANY THEORY OF STRICT LIABILITY, WITH RESPECT TO THE PRODUCTS OR THE COMPANY'S ACTS OR OMISSIONS OR OTHERWISE. THE COMPANY AND BUYER AGREE THAT THE EXPRESS WARRANTIES DESCRIBED ABOVE ARE EXCLUSIVE AND IN LIEU OF ALL OTHER WARRANTIES. ALL OTHER EXPRESS WARRANTIES ARE DISCLAIMED. FOR COMMERCIAL PRODUCTS, ALL WARRANTIES IMPLIED BY LAW, INCLUDING WITHOUT LIMITATION THE IMPLIED WARRANTIES OF MERCHANTABILITY AND FITNESS FOR A PARTICULAR PURPOSE, ARE DISCLAIMED. FOR CONSUMER PRODUCTS, WARRANTIES IMPLIED BY LAW, INCLUDING THOSE OF MERCHANTABILITY AND FITNESS FOR A PARTICULAR PURPOSE, ARE EXPRESSLY LIMITED TO THE PERIOD OF THE EXPRESS LIMITED WARRANTY FOR THE RELEVANT PRODUCT.**

Some States do not allow limitations on how long an implied warranty lasts, so the above limitation may not apply to Buyer. **IN NO EVENT SHALL THE COMPANY BE LIABLE FOR INCIDENTAL, CONSEQUENTIAL, INDIRECT OR SPECIAL DAMAGES. THE COMPANY'S AGGREGATE LIABILITY WITH RESPECT TO A DEFECTIVE PRODUCT AND THIS CONTRACT SHALL BE LIMITED TO AN AMOUNT EQUAL TO THE MONIES PAID TO THE COMPANY FOR THAT DEFECTIVE PRODUCT.** Some states do not allow the exclusion or limitation of incidental or consequential damages, so the above limitation or exclusion may not apply to Buyer. Please see the Company's limited warranty statement for details on limitations.

TO WHOM DOES THIS WARRANTY APPLY? – The Company extends the following limited warranty to the original user only.

WHAT DOES THIS WARRANTY COVER AND HOW LONG DOES IT LAST? This warranty covers the following Commercial Products:

BATH WASTE & OVERFLOW PRODUCTS WARRANTY – Bath Waste & Overflow products are warranted against defects in material and workmanship for the life of the Products.

GEBERIT INSTALLATION SYSTEMS AND GEBERIT MONOLITH – Frame, Flushing Tanks, and Actuators for carrier installation systems are warranted against defects in material and workmanship for the life of the Products. Filling and Flushing valves are warranted against defects in material and workmanship for 10 years from the date of Product purchase. The Company offers NO WARRANTY for Product batteries.

FIVE YEAR FINISH WARRANTY – RESIDENTIAL – For Products used in residential applications, the finish of the Product is warranted against material manufacturing defects for a period of five (5) years from the date of Product purchase.

FOREVERSHINE™ and HARD COAT FINISHES WARRANTY – RESIDENTIAL – ForeverShine™ and Hard Coat finishes installed in residential-use applications are warranted not to corrode, tarnish or discolor for the life of the Product.

OTHER WARRANTIES – All other Products not covered above are warranted against material manufacturing defects for a period of one (1) year from the date of Product purchase.

WHAT THIS WARRANTY DOES NOT COVER – The Company will not be liable for any labor, transportation or consequential expenses not specifically stated above. There is **NO WARRANTY** in cases of damage in transit, negligence, abuse, abnormal usage, misuse, accidents,

normal wear and tear, damage due to environmental or natural elements, failure to follow the Company's instructions, unauthorized repair, incorrectly performed maintenance or repair, improper installation or storage or use of acidic, abrasive cleaning materials. In order for this Warranty to apply, Buyer must retain and provide to the Company receipts showing date of Product purchase and documenting proper maintenance. Any oral or written description of the Products is for the sole purpose of identifying the Products and shall not be construed as an express warranty. **THE COMPANY SHALL NOT BE LIABLE TO BUYER, OR TO ANYONE CLAIMING UNDER BUYER, FOR ANY OTHER OBLIGATIONS OR LIABILITIES, INCLUDING, BUT NOT LIMITED TO, OBLIGATIONS OR LIABILITIES ARISING OUT OF BREACH OF CONTRACT OR WARRANTY, NEGLIGENCE OR OTHER TORT OR ANY THEORY OF STRICT LIABILITY, WITH RESPECT TO THE PRODUCTS OR THE COMPANY'S ACTS OR OMISSIONS OR OTHERWISE. THE COMPANY AND BUYER AGREE THAT THE EXPRESS WARRANTIES DESCRIBED ABOVE ARE EXCLUSIVE AND IN LIEU OF ALL OTHER WARRANTIES. ALL OTHER EXPRESS WARRANTIES ARE DISCLAIMED. FOR COMMERCIAL PRODUCTS, ALL WARRANTIES IMPLIED BY LAW, INCLUDING WITHOUT LIMITATION THE IMPLIED WARRANTIES OF MERCHANTABILITY AND FITNESS FOR A PARTICULAR PURPOSE, ARE DISCLAIMED. FOR CONSUMER PRODUCTS, WARRANTIES IMPLIED BY LAW, INCLUDING THOSE OF MERCHANTABILITY AND FITNESS FOR A PARTICULAR PURPOSE, ARE EXPRESSLY LIMITED TO THE PERIOD OF THE EXPRESS LIMITED WARRANTY STATED ABOVE FOR THE RELEVANT PRODUCT.** Some States do not allow limitations on how long an implied warranty lasts, so the above limitation may not apply to you. Any assistance the Company provides to or procures for Buyer outside the terms, limitations or exclusions of this warranty will not constitute a waiver of the terms, limitations or exclusions of this limited warranty, nor will such assistance extend or revive the warranty. The Company will not reimburse Buyer for any expenses incurred by Buyer in repairing, correcting or replacing any defective Products, except for expenses incurred with the Company's prior written permission.

HOW TO GET SERVICE – For complete warranty details, or to provide notice of a warranty claim or request warranty service, contact your Geberit Sales Representative or Geberit, Customer Service, 2100 S. Clearwater Drive, Des Plaines, Illinois 60018 or 847-803-5000. As the Company's sole and exclusive obligation under this warranty (and Buyer's sole and exclusive remedy), upon prompt written notice of breach from Buyer during the warranty period, the Company will either replace or repair the defective Product or refund the wholesale purchase price, at its option, if an inspection by the Company discloses defects in material or workmanship covered by this warranty. These warranty provisions do not cover the battery shipped with the electronic products.

LIMITATION ON DAMAGES – IN NO EVENT SHALL THE COMPANY BE LIABLE FOR INCIDENTAL, CONSEQUENTIAL, INDIRECT OR SPECIAL DAMAGES. WITHOUT LIMITING THE FOREGOING, THE COMPANY SHALL NOT BE LIABLE FOR ANY DAMAGE A PALM DEVICE OR ANY SOFTWARE OR RELATED EQUIPMENT ALLEGEDLY CAUSES TO A SYSTEM OR OTHERWISE. THE COMPANY'S AGGREGATE LIABILITY WITH RESPECT TO A DEFECTIVE PRODUCT AND THIS CONTRACT SHALL BE LIMITED TO AN AMOUNT EQUAL TO THE MONIES PAID TO THE COMPANY FOR THAT DEFECTIVE PRODUCT.

Some states do not allow the exclusion or limitation of incidental or consequential damages, so the above limitation or exclusion may not apply to you.

HOW DOES STATE LAW APPLY? – This warranty gives you specific legal rights, and you may also have other rights which vary from state to state.

Restrictions Apply

Geberit
2100 S. Clearwater Drive
Des Plaines, IL 60018
USA

P 800-566-2100
F 847-803-5454

→ geberit.us



years
concealed
toilet tank

